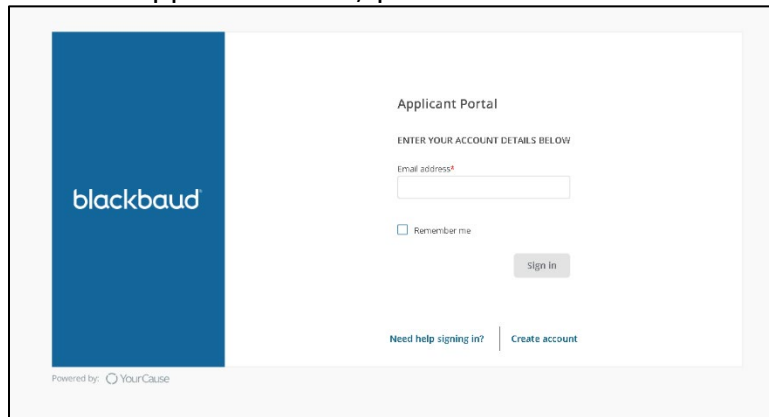


Truist Foundation Western NC Recovery and Resiliency Fund FAQ

Creating an account

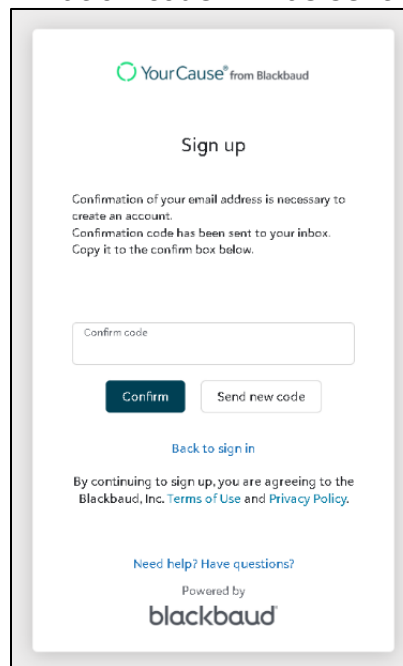
Organizations will need to create an account to view and submit the statement of interest form. From the application link, please select "Create Account".



The screenshot shows the Blackbaud Applicant Portal sign-in page. On the left is a blue vertical bar with the Blackbaud logo. The main content area is white and contains the following elements: the text "Applicant Portal", the instruction "ENTER YOUR ACCOUNT DETAILS BELOW", a text input field for "Email address*", a "Remember me" checkbox, a "Sign In" button, and links for "Need help signing in?" and "Create account". At the bottom left, it says "Powered by YourCause".

Create an account using Google, Apple or Email.

Insert email address. A confirmation code will be sent to the email provided.

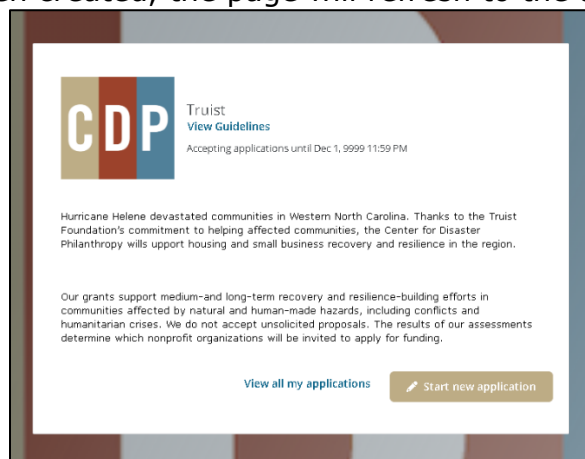


The screenshot shows the Blackbaud sign-up confirmation page. At the top is the "YourCause from Blackbaud" logo. The heading is "Sign up". Below this is a message: "Confirmation of your email address is necessary to create an account. Confirmation code has been sent to your inbox. Copy it to the confirm box below." There is a text input field for "Confirm code", a "Confirm" button, and a "Send new code" button. Below these is a link "Back to sign in". At the bottom, there is a disclaimer: "By continuing to sign up, you are agreeing to the Blackbaud, Inc. Terms of Use and Privacy Policy." and a link "Need help? Have questions?". At the very bottom, it says "Powered by blackbaud".

Add confirmation code.

Create a password and save.

Once account has been created, the page will refresh to the application.



If you already use a Blackbaud product, such as Raiser's Edge, you won't need to create a secondary login. You can use the your same login.

Please add noreply@yourcause.com to their safe senders list.

For questions about creating an account or completing the form, contact [our grants manager](#).

