
Center for Disaster Philanthropy 2024 Grantee Perception Report

Generated on February 15, 2025



THE CENTER FOR
EFFECTIVE PHILANTHROPY

675 Massachusetts Avenue
7th Floor
Cambridge, MA 02139
617-492-0800

131 Steuart Street
Suite 501
San Francisco, CA 94105
415-391-3070

cep.org

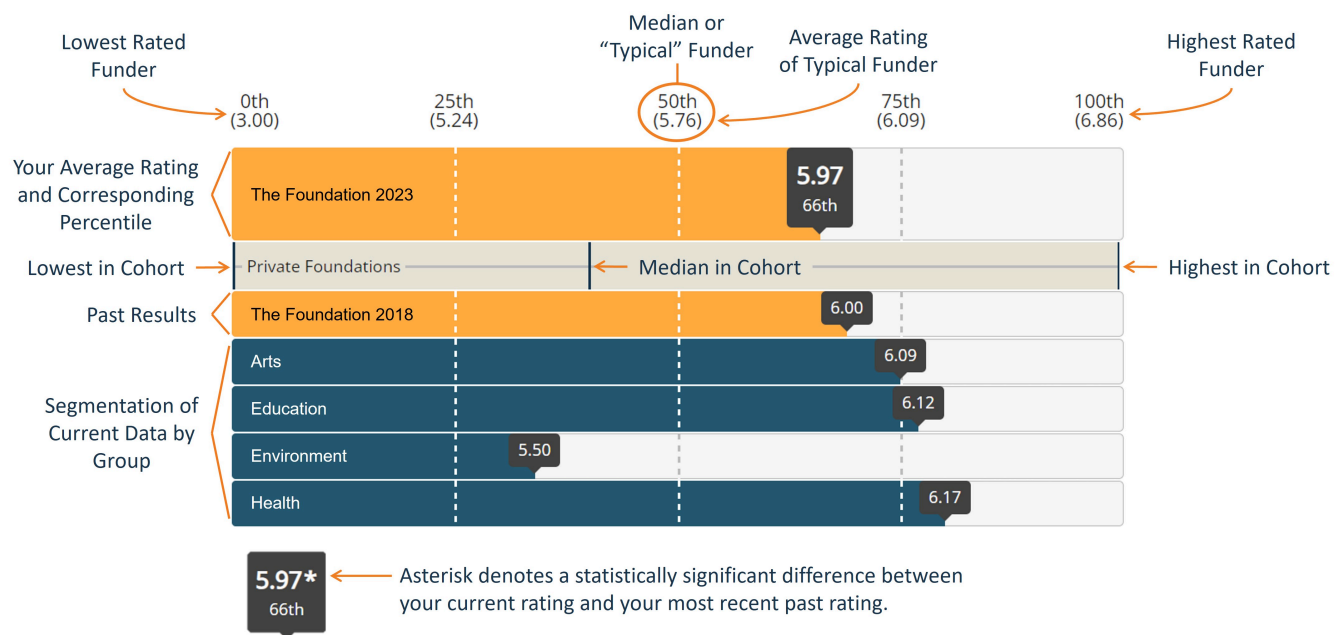
The online version of this report can be accessed at cep.surveymresults.org

Survey Information	1
Key Ratings Summary	3
Grantmaking Characteristics	4
Overall Impact	8
Advancing Knowledge and Public Policy.....	10
Overall Understanding.....	12
Assistance Beyond the Grant	16
People and Communities Served	24
Racial and Intersectional Equity.....	34
Funder-Grantee Relationships.....	36
Interaction Patterns	41
Communication.....	46
Grant Processes	50
Selection Process	51
Reporting and Evaluation Process	55
Reporting Process	57
Evaluation Process	60
Dollar Return and Time Spent on Processes.....	62
Time Spent on Application and Selection Process.....	64
Time Spent on Reporting and Evaluation Process	65
Customized Questions	68
Grantees' Written Comments	81
Quality of Processes, Interactions and Communications	81
Suggestion Topics.....	82
Suggestions	82
Contextual Data	85
Grantee Characteristics.....	92
Funder Characteristics	96

Methodology, Analysis, and Respondent Demographics	98
Standard Comparative Cohorts	98
Subgroup Methodology and Differences	99
Respondent Demographics	99
Respondent Job Title	104
Additional Survey Information	104
Summary of Perceptual Survey Measure Rankings	108
About CEP and Contact Information.....	112

Survey Information

Many of the charts in this report are shown in this format. See below for an explanation of the chart elements.



Missing data: Selected grantee ratings are not displayed in this report due to changes in the survey instrument, or when a question received fewer than five responses.

Survey	Survey Fielded	Survey Population	Number of Responses Received	Survey Response Rate
CDP 2024	October and November 2024	215	120	56%
CDP 2022	February and March 2022	254	181	71%

Throughout this report, Center for Disaster Philanthropy's survey results are compared to CEP's broader dataset of more than 60,000 grantee responses from over 350 funders built up over more than a decade of grantee surveys. A list of some funders who have recently participated in the GPR can be found at <https://cep.org/gpr-participants/>.

Subgroups

In addition to showing CDP's overall ratings, this report shows ratings segmented by Disaster Fund and Designation. The online version of this report also shows ratings segmented by Grant Size, Respondent Gender, and Respondent Person of Color Identity (US Only).

Disaster Fund and Designation	Number of Responses
Atlantic Hurricane Season Recovery Fund	17
CA Wildfires Recovery Fund	6
COVID19	16
Disaster Recovery Fund	16
Global Recovery Fund	6
Google	7
Midwest Early Recovery Fund	17
Turkey & Syria Earthquake Recovery Fund	7
Ukraine Humanitarian Crisis Recovery Fund	16
Other	12

Grant Size	Number of Responses
Less than \$100K	21
\$100K to less than \$150K	14
\$150K to less than \$300K	56
\$300K and over	27

Respondent Gender	Number of Responses
Identifies as a Man	33
Identifies as a Woman	82

Respondent Person of Color Identity (US Only)	Number of Responses
Does not identify as a Person of Color	55
Identifies as a Person of Color	22

Respondent Racial or Ethnic Identity (Outside the US Only)	Number of Responses
Identifies as a member of a racial/ethnic minority	10
Does not identify as a member of a racial/ethnic minority	27

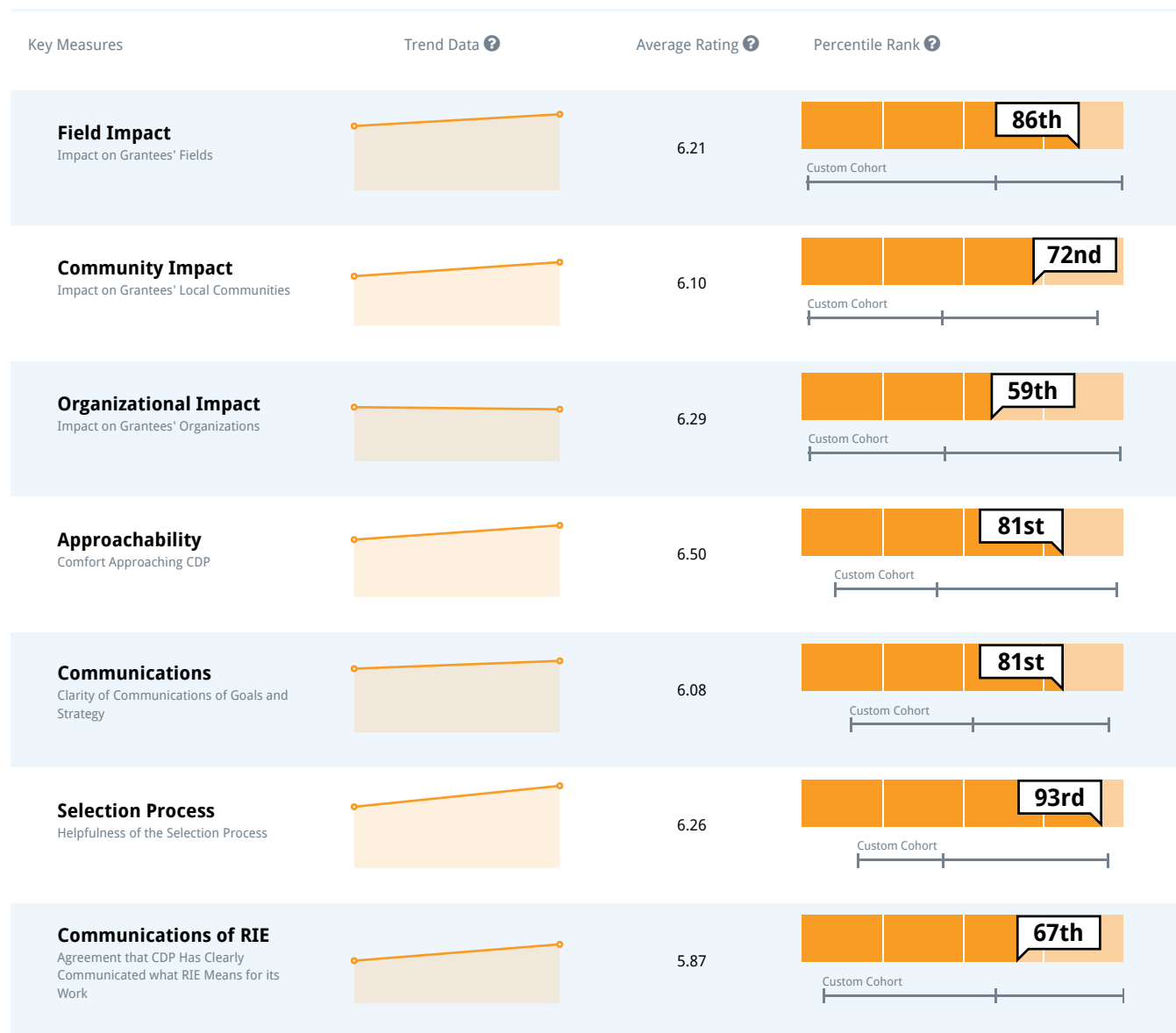
Customized Cohort

CDP selected a set of 18 funders to create a smaller comparison group that more closely resembles CDP in scale and scope.

Custom Cohort
African Women's Development Fund
Center for Disaster Philanthropy
ClimateWorks Foundation
Comic Relief
Conrad N. Hilton Foundation
European Climate Foundation
Fund for Shared Insight
Global Fund For Children
Groundswell Fund
Humanity United
Malala Fund
Mama Cash
Margaret A. Cargill Philanthropies
Segal Family Foundation
The END Fund
Tulsa Area United Way
United Way Toronto
Vitol Foundation

Key Ratings Summary

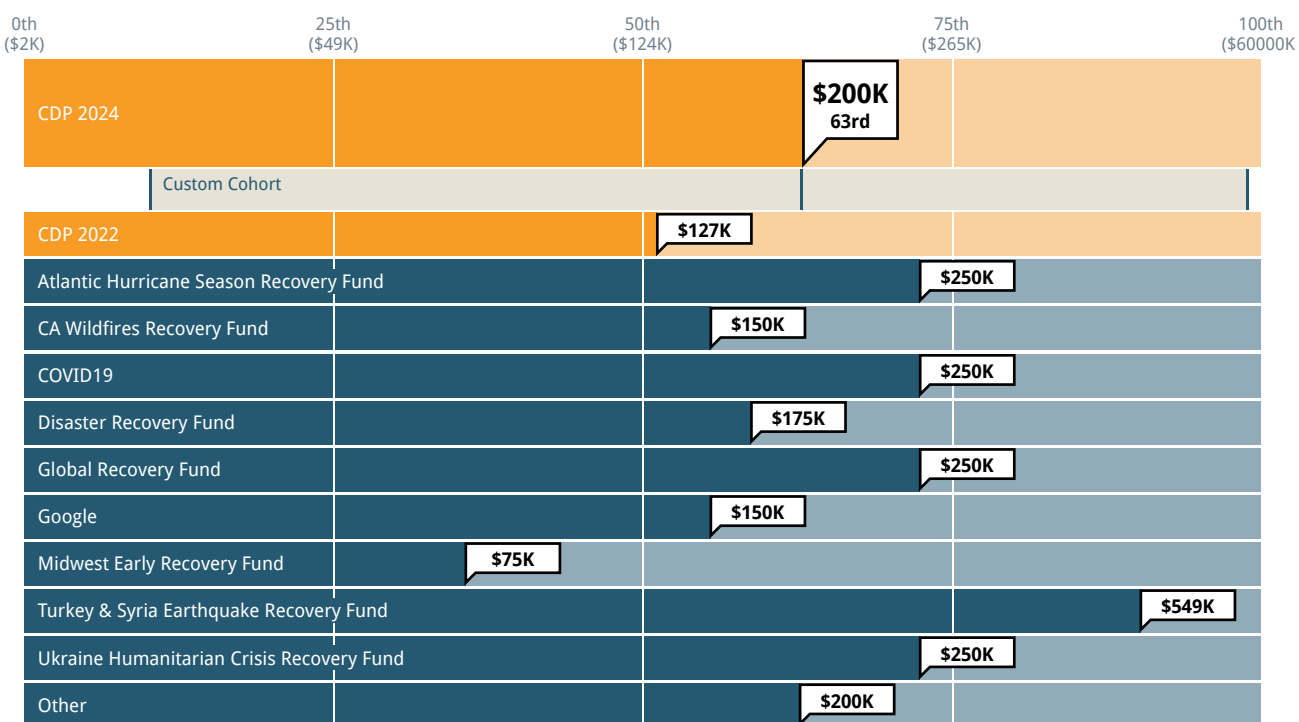
The following chart highlights a selection of Center for Disaster Philanthropy's key results. Each of these data points corresponds to an individual survey measure that is displayed with additional detail in the subsequent pages of this report.



Grantmaking Characteristics

Funders make different choices about the ways they organize themselves, structure their grants, and the types of grantees they support. The following charts and tables show some of these important characteristics. The information is based on self-reported data from funders and grantees, and further detail is available in the Contextual Data section of this report.

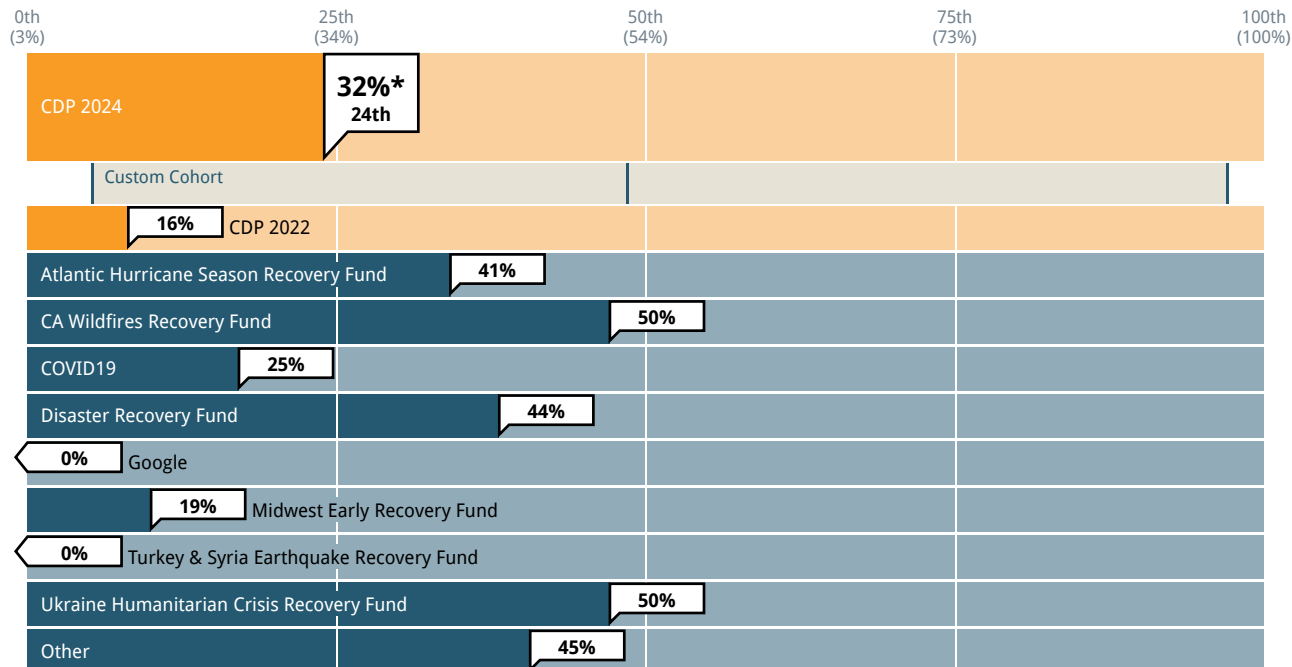
Median Grant Size



Cohort: Custom Cohort Past results: on Subgroup: Disaster Fund and Designation

Proportion of Multi-year Grants

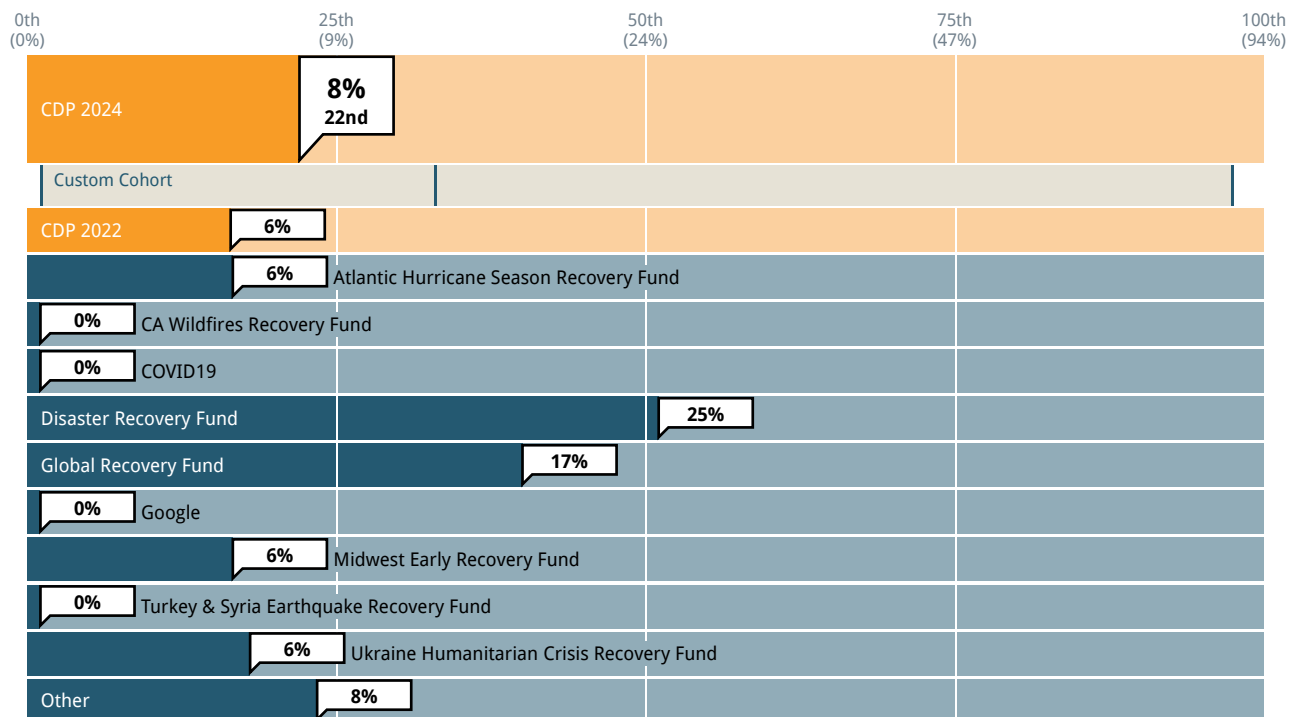
Proportion of grantees that report receiving grants for two years or longer



Cohort: Custom Cohort Past results: on Subgroup: Disaster Fund and Designation

Proportion of Unrestricted Funding

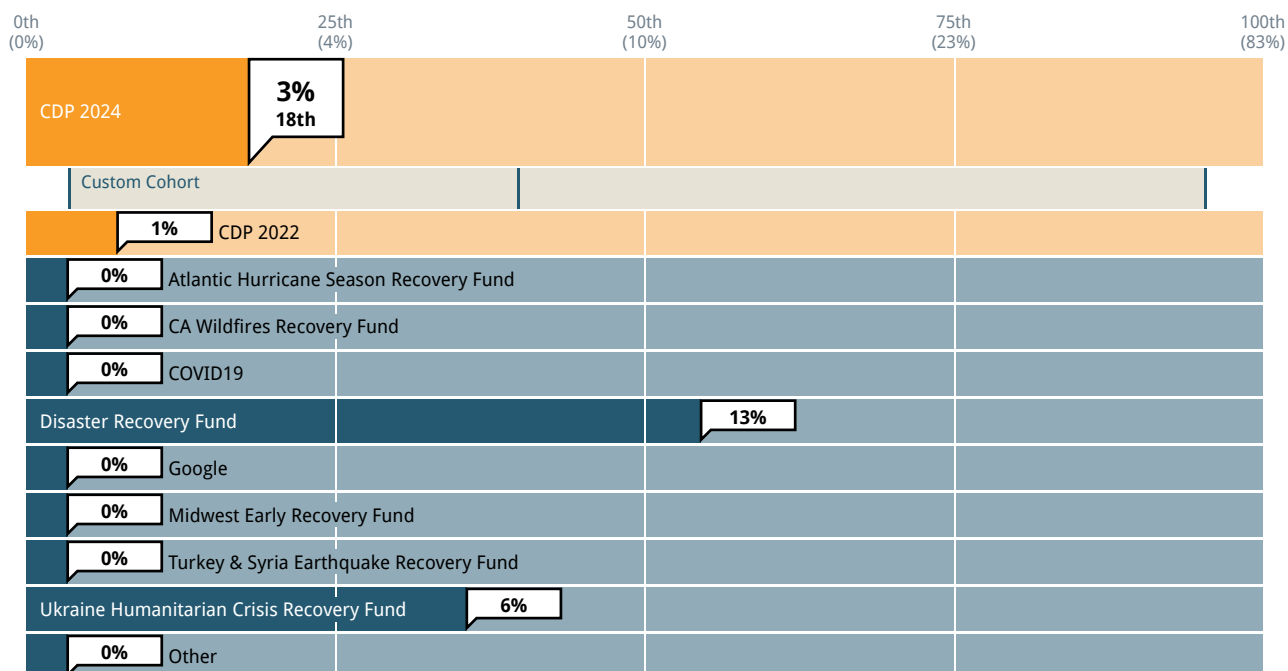
Proportion of grantees responding 'No, this funding was not restricted to a specific use (e.g., general operating, core support)'



Cohort: Custom Cohort Past results: on Subgroup: Disaster Fund and Designation

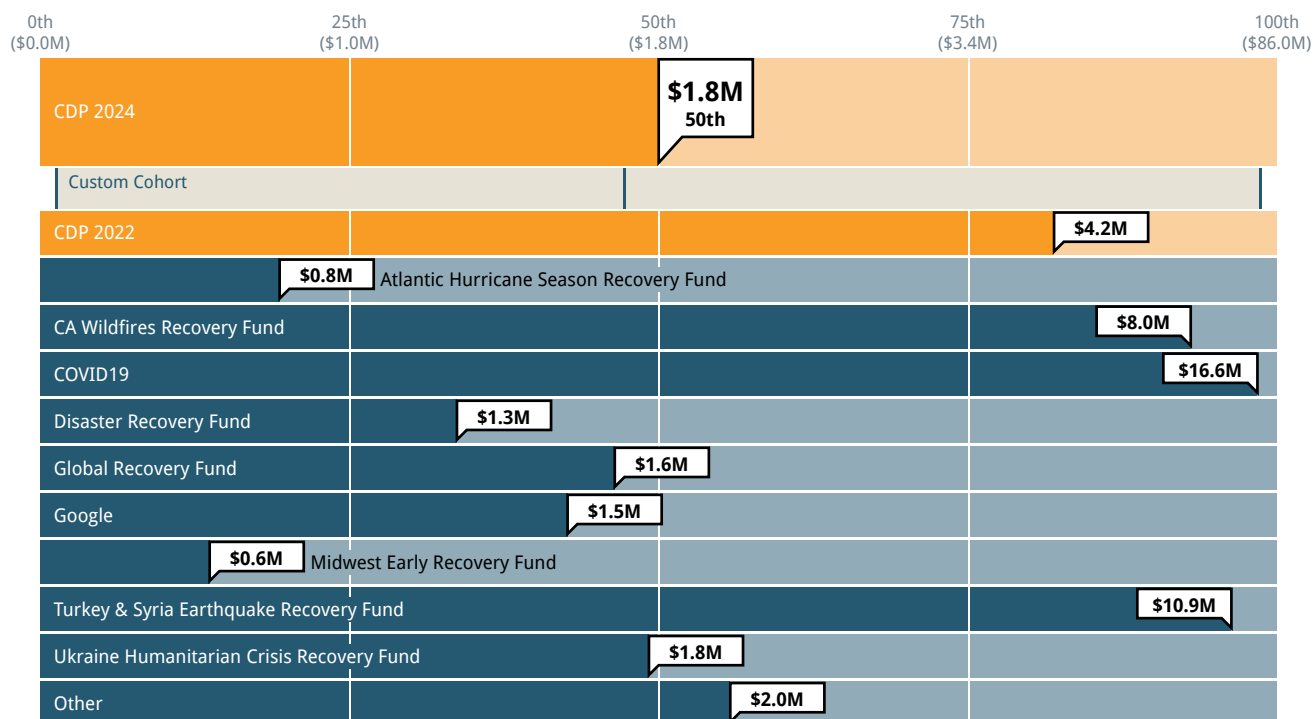
Proportion of Multi-year Unrestricted Grants

Proportion of grantees that report receiving grants for two years or longer and who report receiving general operating support funding that was not restricted to a specific use.



Cohort: Custom Cohort Past results: on Subgroup: Disaster Fund and Designation

Median Organizational Budget



Cohort: Custom Cohort Past results: on Subgroup: Disaster Fund and Designation

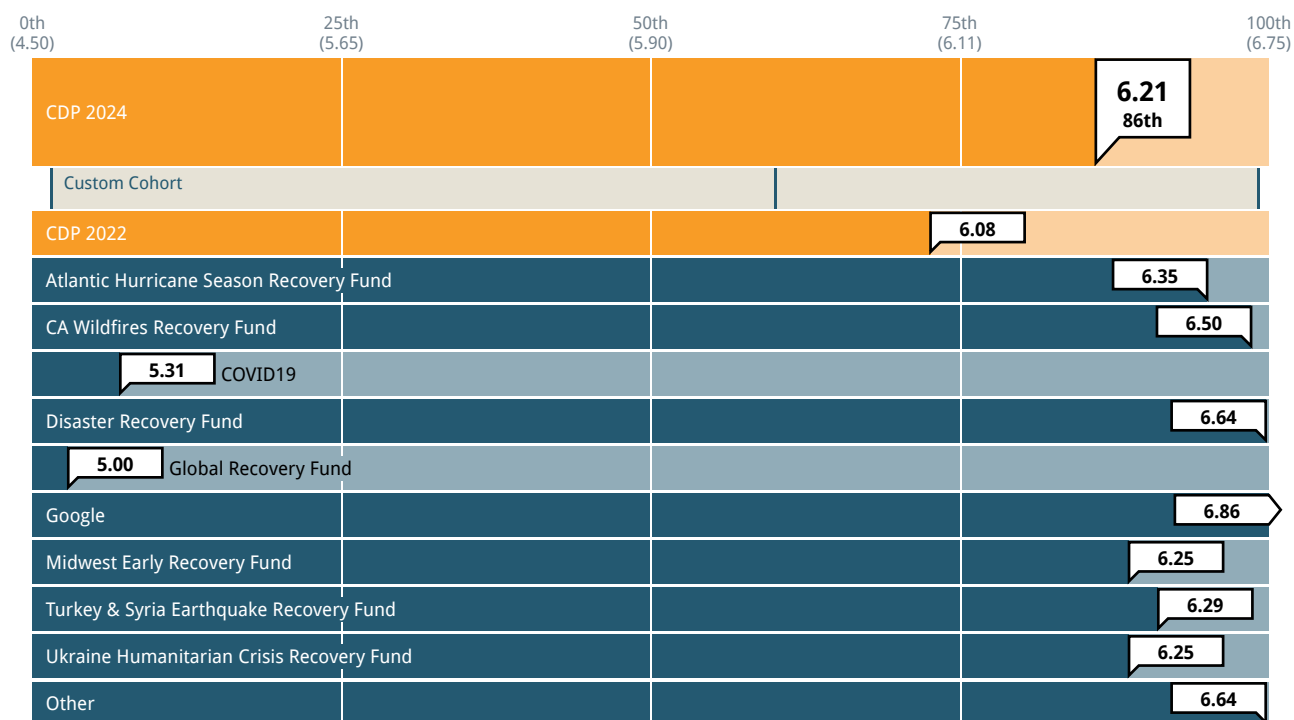
Selected Cohort: Custom Cohort				
Grant History	CDP 2024	CDP 2022	Average Funder	Custom Cohort
Percentage of first-time grants	68%	69%	30%	35%

Selected Cohort: Custom Cohort				
Program Staff Load	CDP 2024	CDP 2022	Median Funder	Custom Cohort
Dollars awarded per program full-time employee	\$2.8M	\$3.8M	\$2.8M	\$1.7M
Applications per program full-time employee	12	15	21	13
Active grants per program full-time employee	25	28	30	18

Overall Impact

Overall, how would you rate CDP's impact on your field?

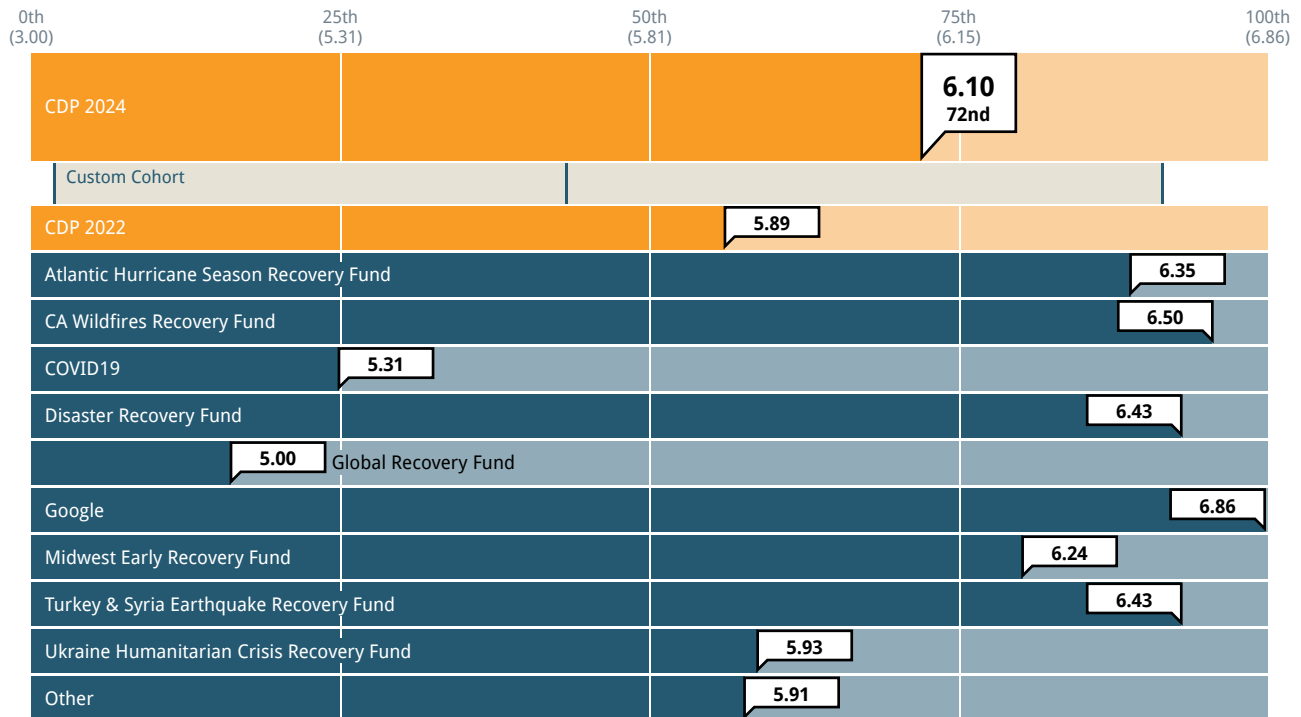
1 = No impact 7 = Significant positive impact



Cohort: Custom Cohort Past results: on Subgroup: Disaster Fund and Designation

Overall, how would you rate CDP's impact on your local community?

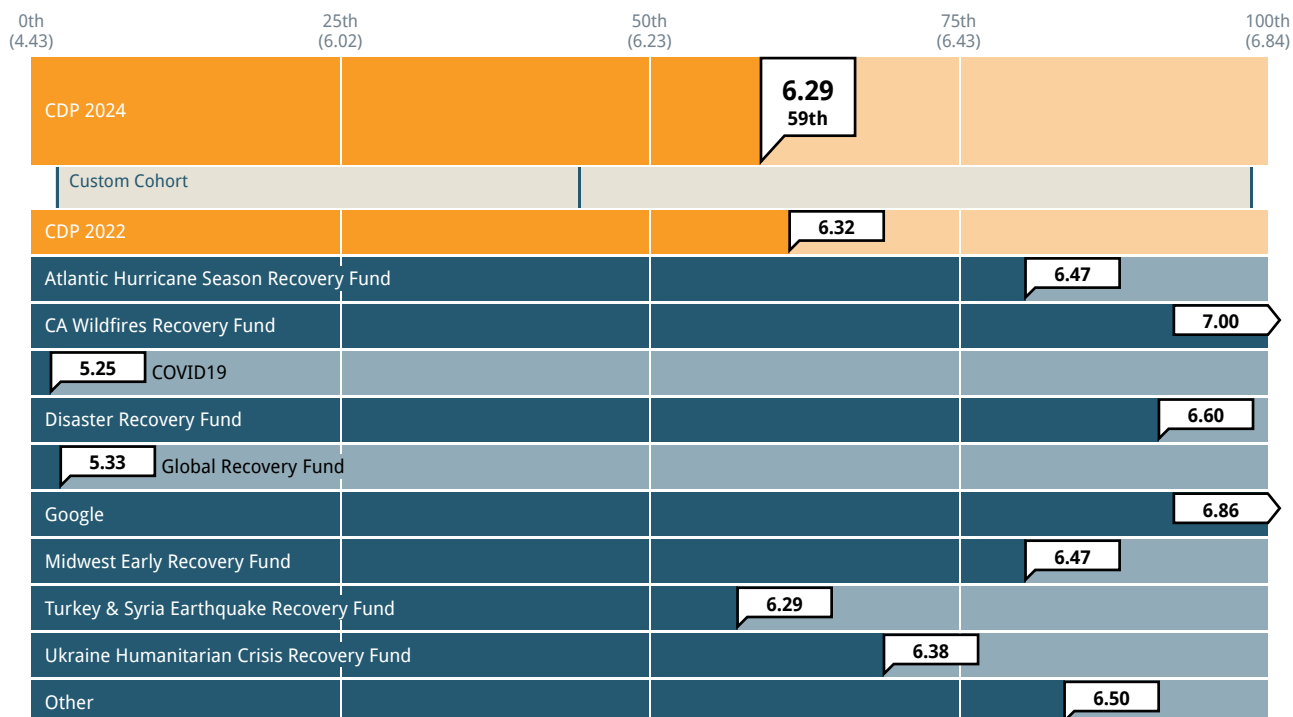
1 = No impact 7 = Significant positive impact



Cohort: Custom Cohort Past results: on Subgroup: Disaster Fund and Designation

Overall, how would you rate CDP's impact on your organization?

1 = No impact 7 = Significant positive impact

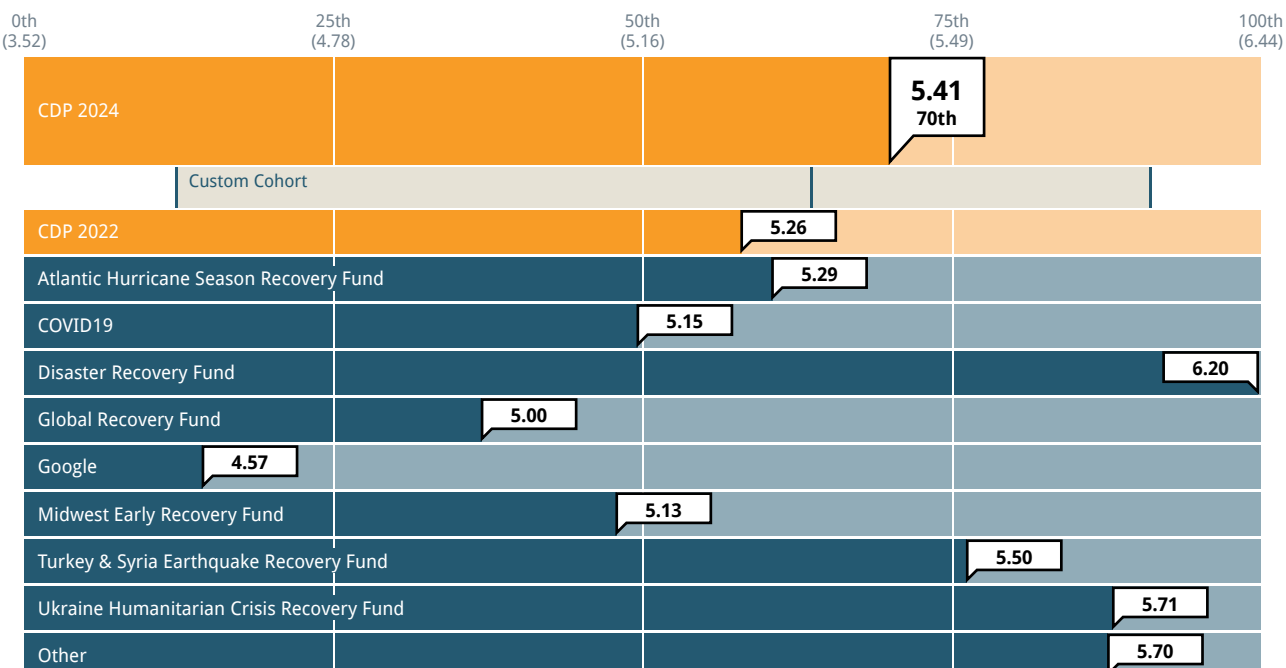


Cohort: Custom Cohort Past results: on Subgroup: Disaster Fund and Designation

Advancing Knowledge and Public Policy

To what extent has CDP advanced the state of knowledge in your field?

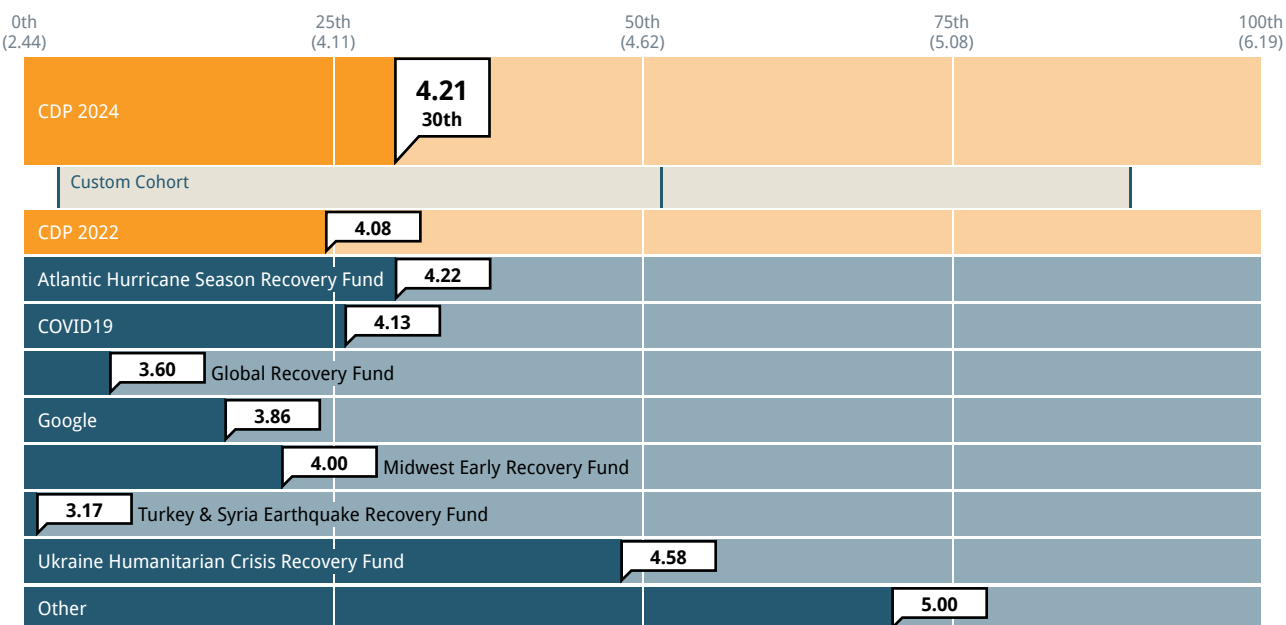
1 = Not at all 7 = Leads the field to new thinking and practice



Cohort: Custom Cohort Past results: on Subgroup: Disaster Fund and Designation

To what extent has CDP affected public policy in your field?

1 = Not at all 7 = Major influence on shaping public policy

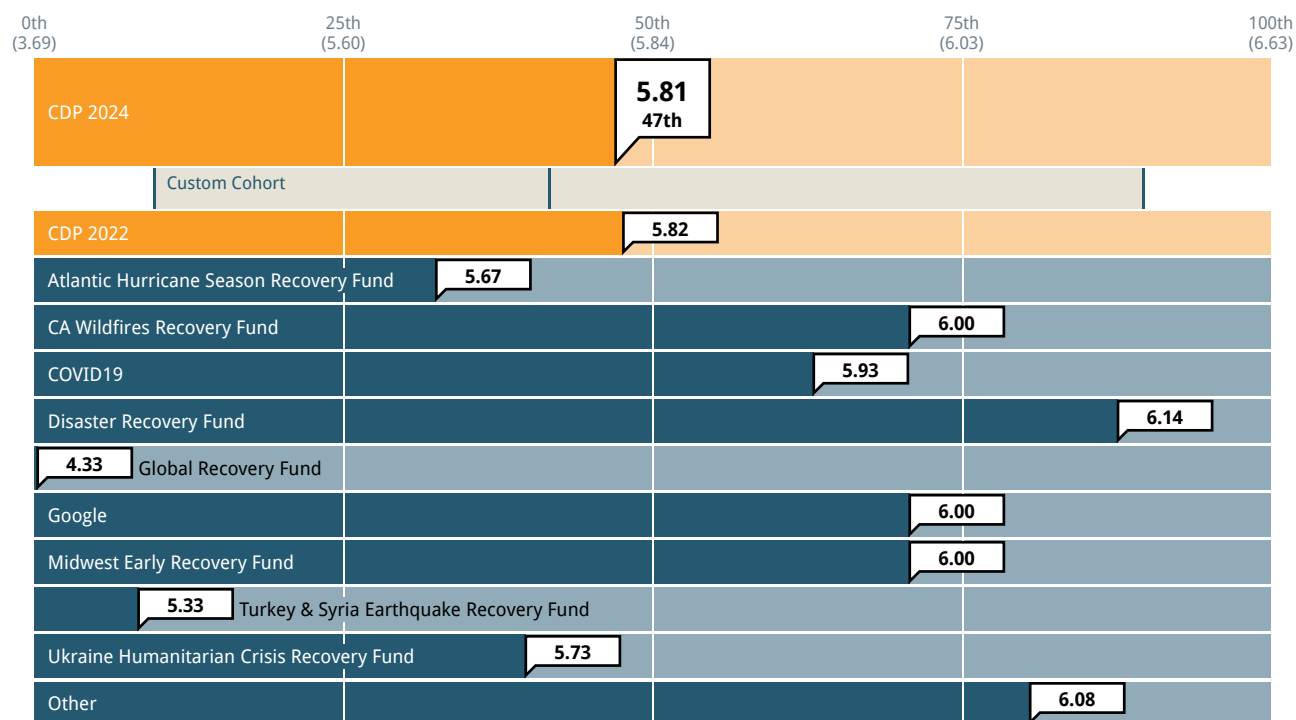


Cohort: Custom Cohort Past results: on Subgroup: Disaster Fund and Designation

Overall Understanding

How well does CDP understand your organization's strategy and goals?

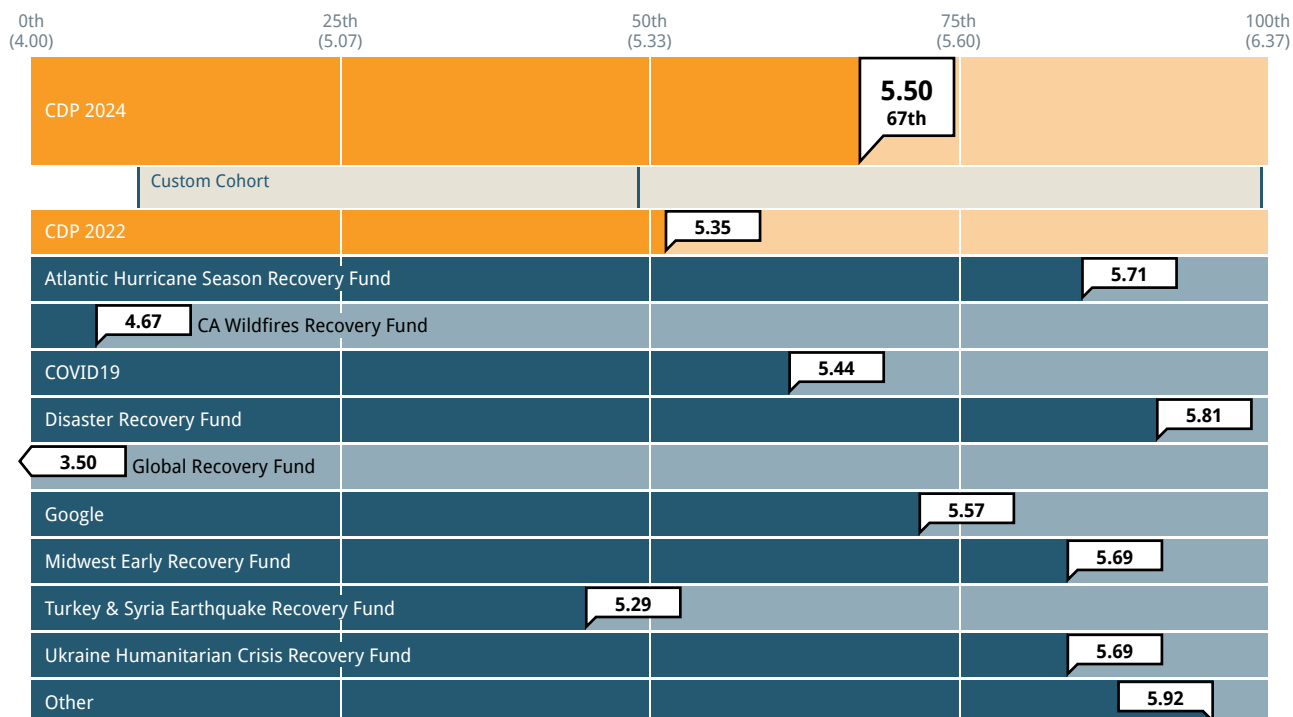
1 = Limited understanding 7 = Thorough understanding



Cohort: Custom Cohort Past results: on Subgroup: Disaster Fund and Designation

How aware is CDP of the challenges that your organization is facing?

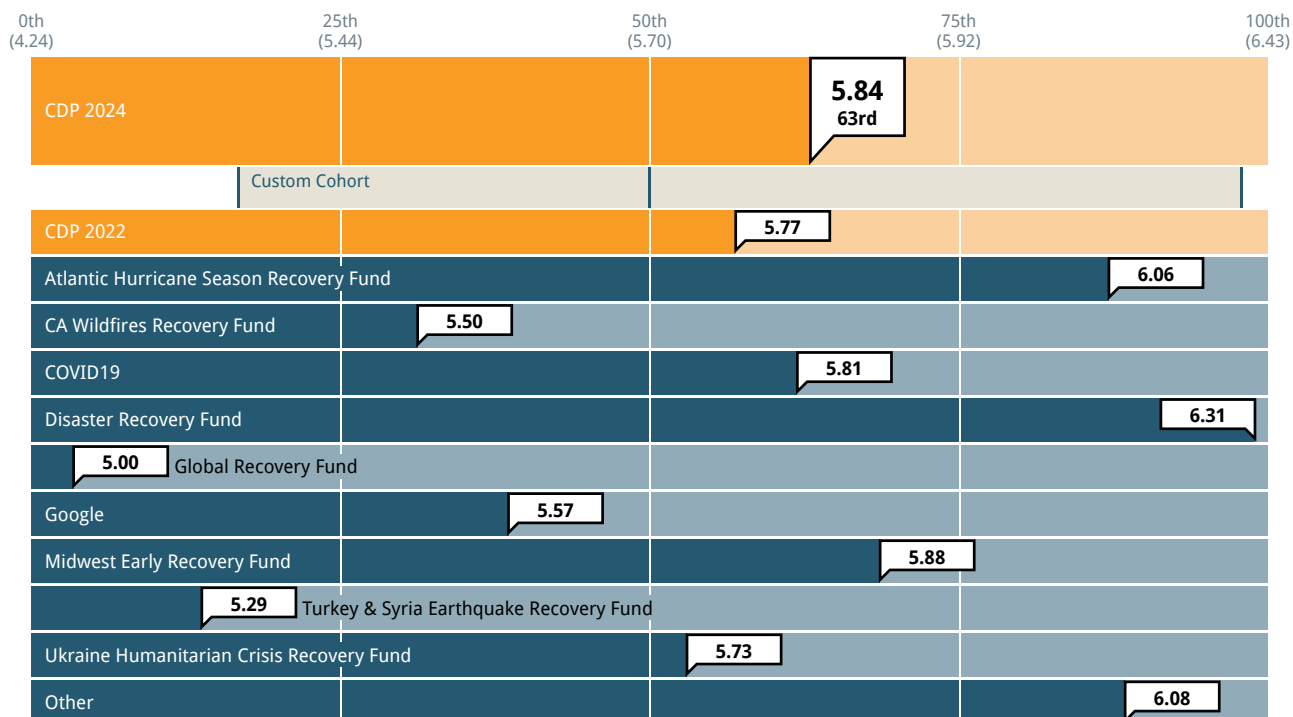
1 = Not at all aware 7 = Extremely aware



Cohort: Custom Cohort Past results: on Subgroup: Disaster Fund and Designation

How well does CDP understand the social, cultural, or socioeconomic factors that affect your work?

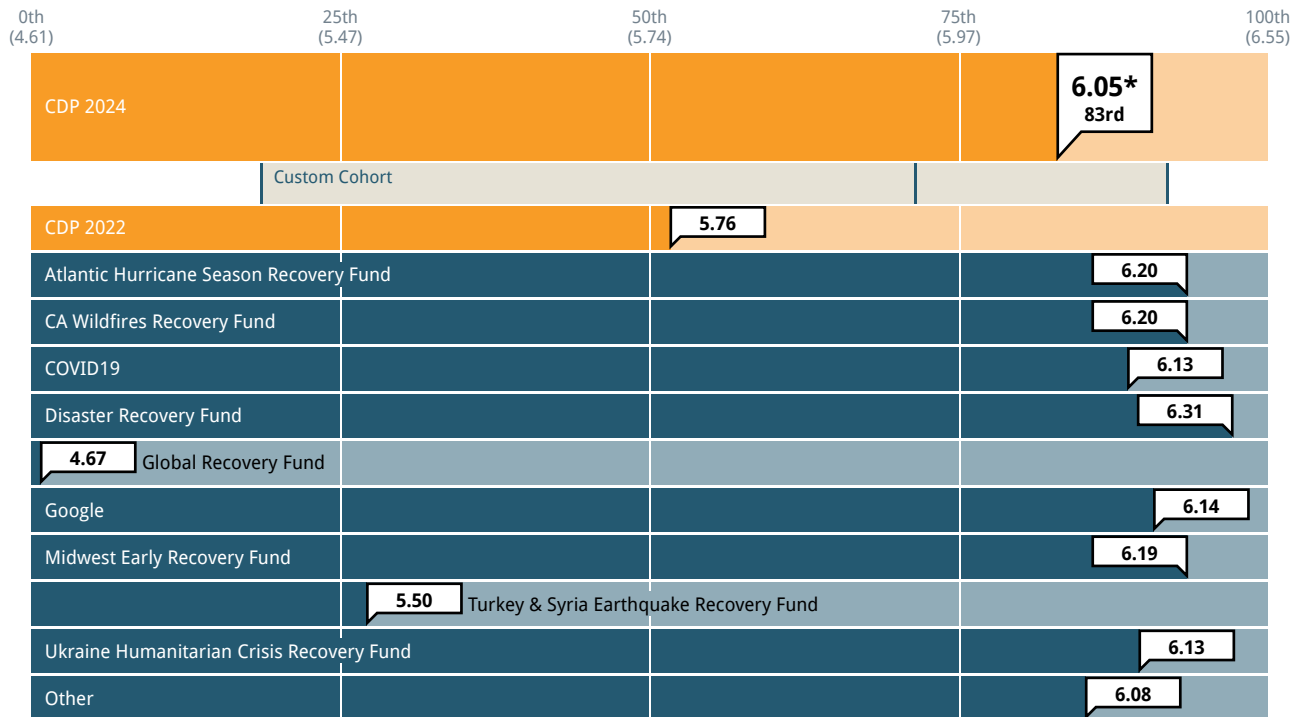
1 = Limited understanding 7 = Thorough understanding



Cohort: Custom Cohort Past results: on Subgroup: Disaster Fund and Designation

How well does CDP understand the field in which you work?

1 = Limited understanding of the field 7 = Regarded as an expert in the field

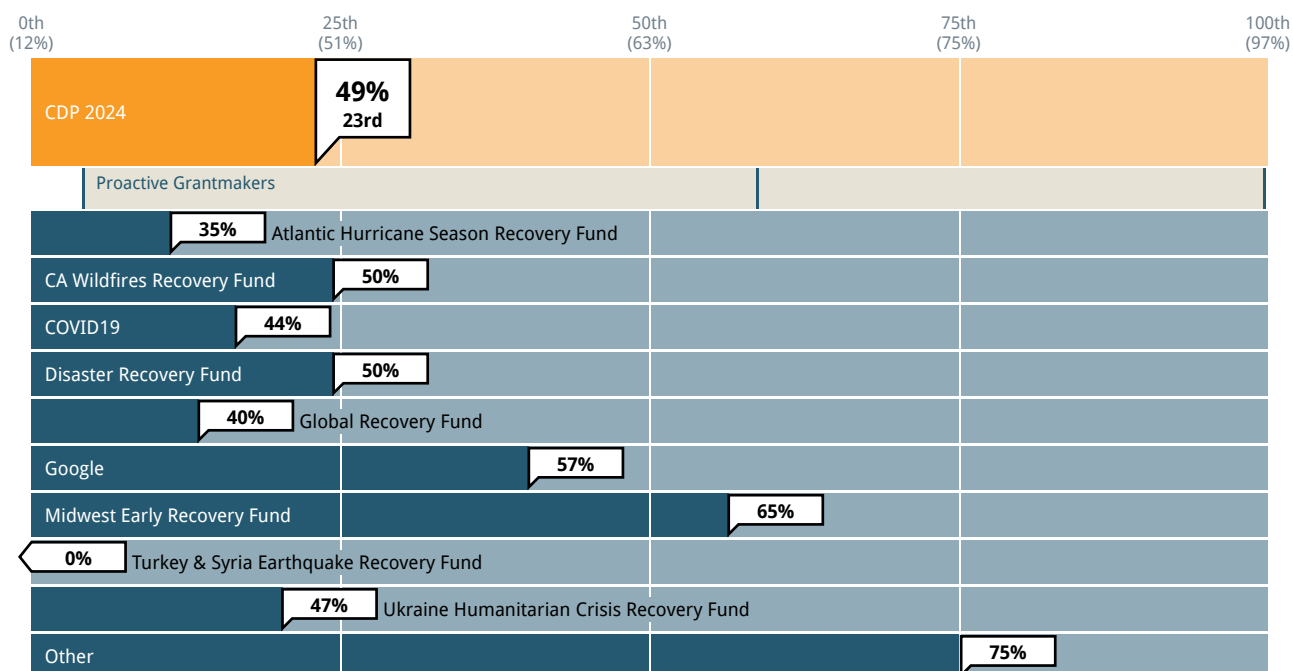


Cohort: Custom Cohort Past results: on Subgroup: Disaster Fund and Designation

Assistance Beyond the Grant

Proportion of Grantees Receiving Assistance Beyond the Grant

Proportion of grantees who indicate receiving at least one form of assistance beyond the grant

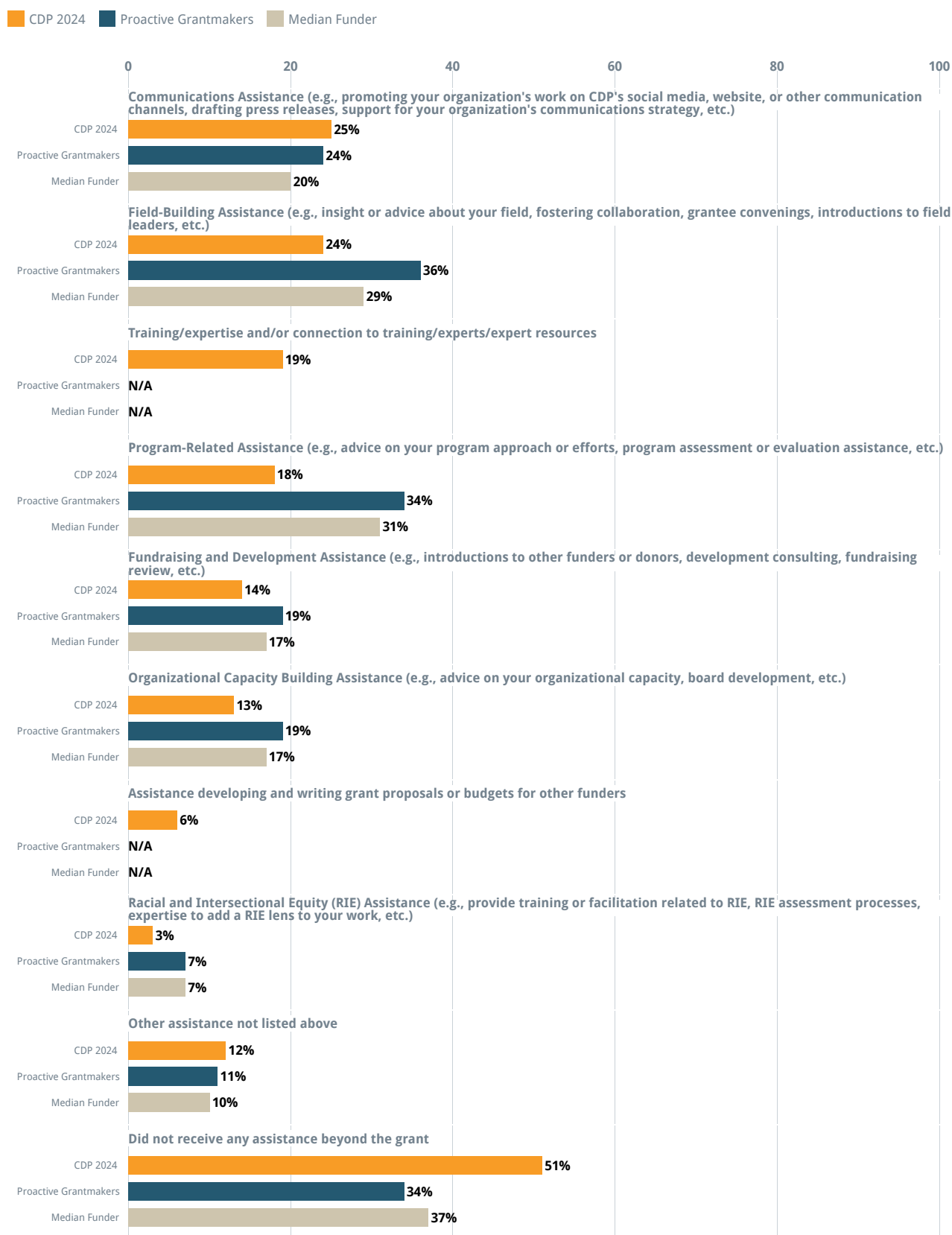


Cohort: Proactive Grantmakers Past results: on Subgroup: Disaster Fund and Designation

In the survey, respondents were asked about the assistance beyond the grant they received in a check-all-that-apply format. Therefore, the following charts provide greater detail on the previous assistance beyond the grant question.

Please note that "Communications Assistance" and "Other assistance not listed above" were added as options to this question in 2024, and these options depict comparative data from fewer than 80 funders in the dataset.

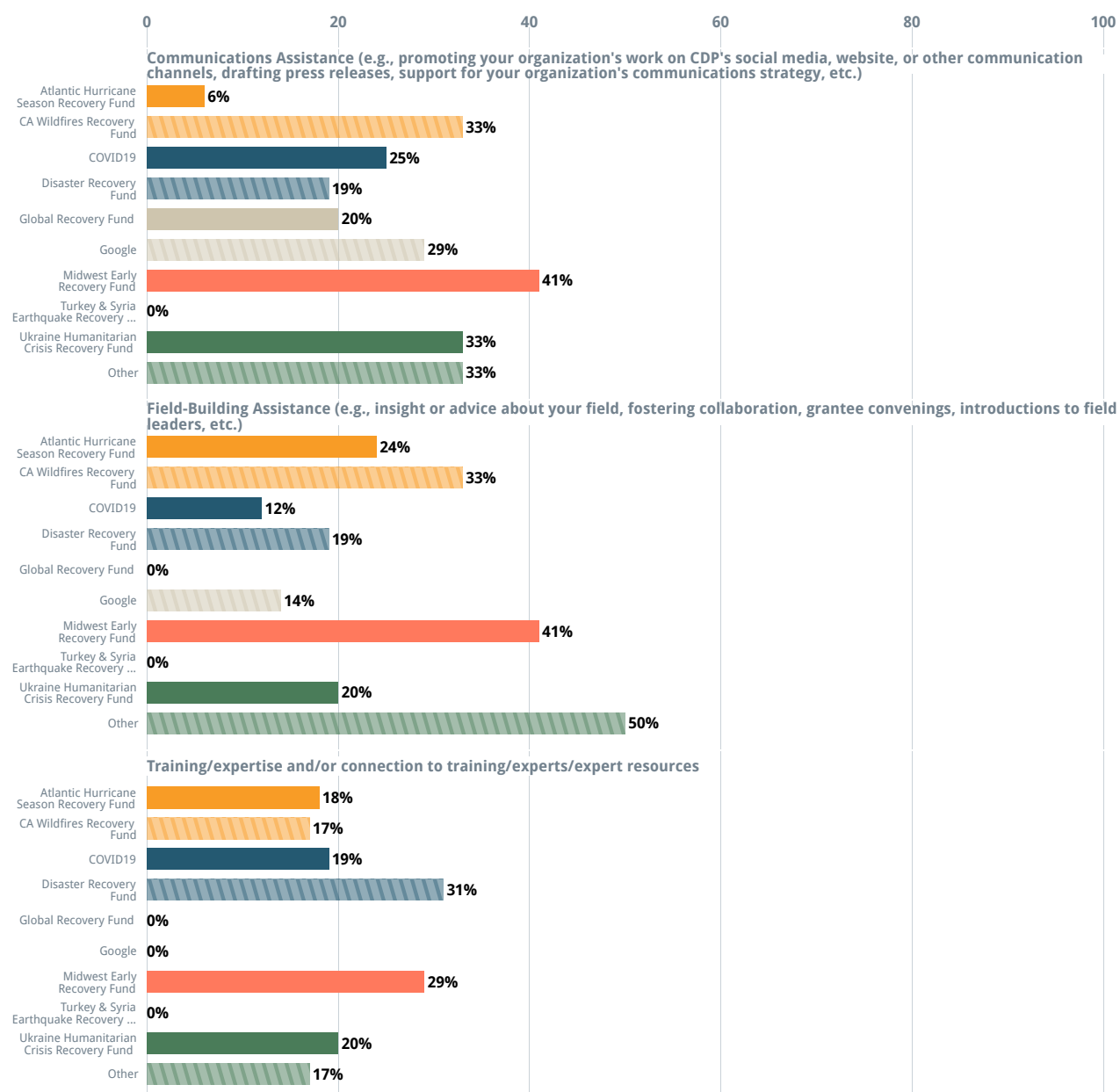
Please indicate any types of assistance beyond the grant that were a component of what you received from CDP (from staff or a third party paid for by CDP).



Cohort: Proactive Grantmakers Past results: on

Please indicate any types of assistance beyond the grant that were a component of what you received from CDP (from staff or a third party paid for by CDP). - By Subgroup

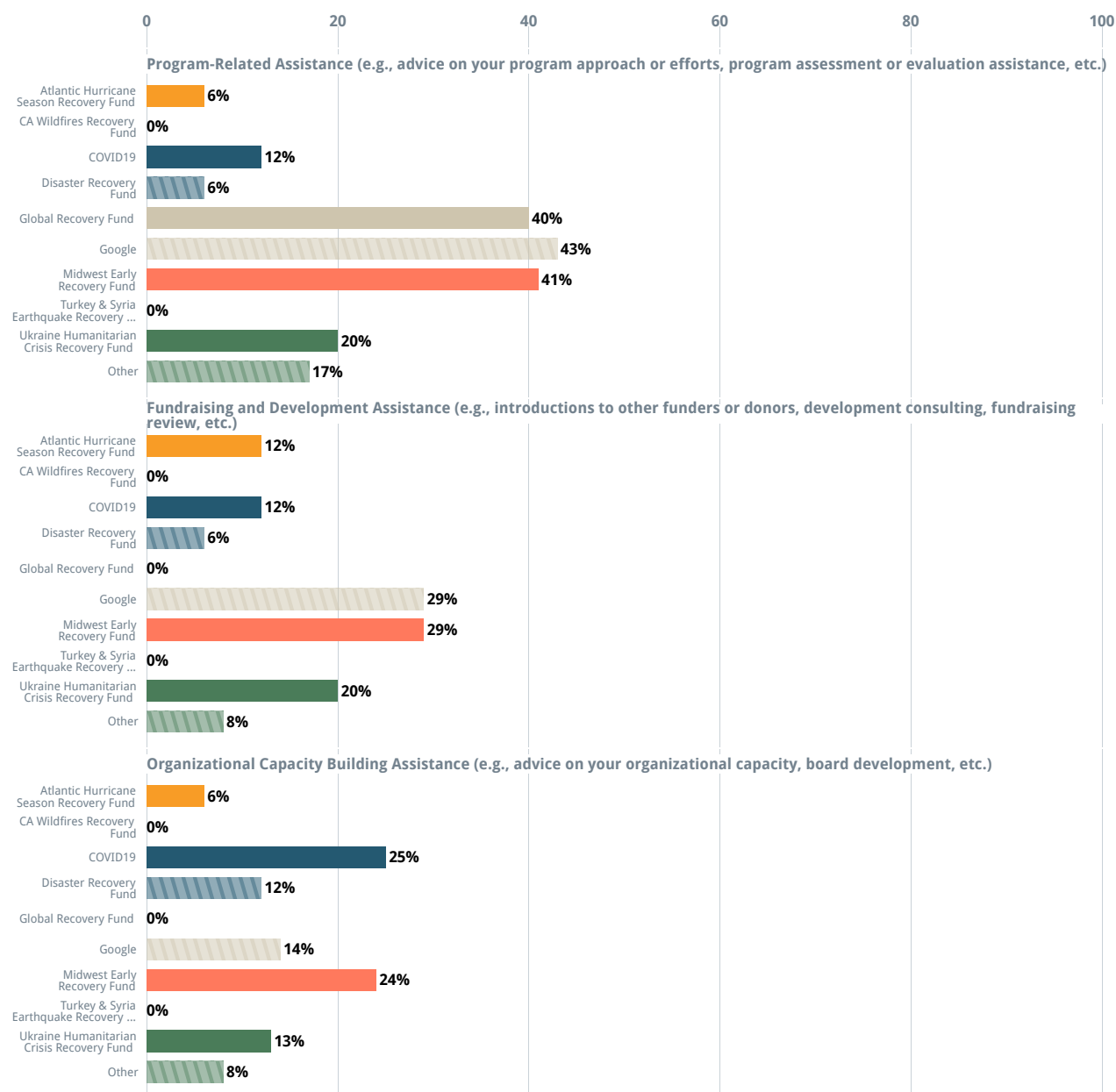
Atlantic Hurricane Season Recovery Fund CA Wildfires Recovery Fund COVID19 Disaster Recovery Fund Global Recovery Fund Google
Midwest Early Recovery Fund Turkey & Syria Earthquake Recovery Fund Ukraine Humanitarian Crisis Recovery Fund Other



Subgroup: Disaster Fund and Designation

Please indicate any types of assistance beyond the grant that were a component of what you received from CDP (from staff or a third party paid for by CDP). - By Subgroup (cont.)

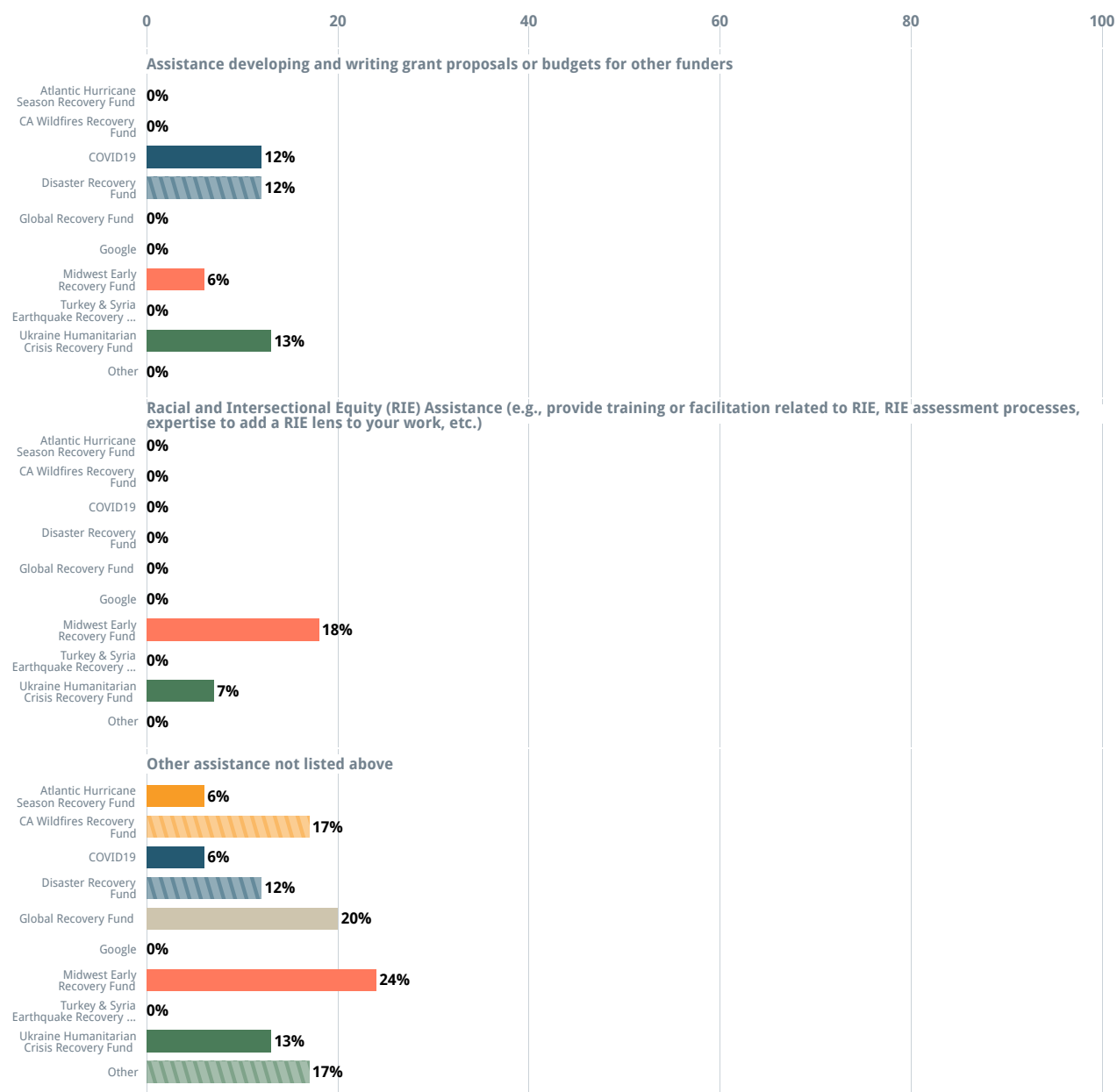
Atlantic Hurricane Season Recovery Fund CA Wildfires Recovery Fund COVID19 Disaster Recovery Fund Global Recovery Fund Google
Midwest Early Recovery Fund Turkey & Syria Earthquake Recovery Fund Ukraine Humanitarian Crisis Recovery Fund Other



Subgroup: Disaster Fund and Designation

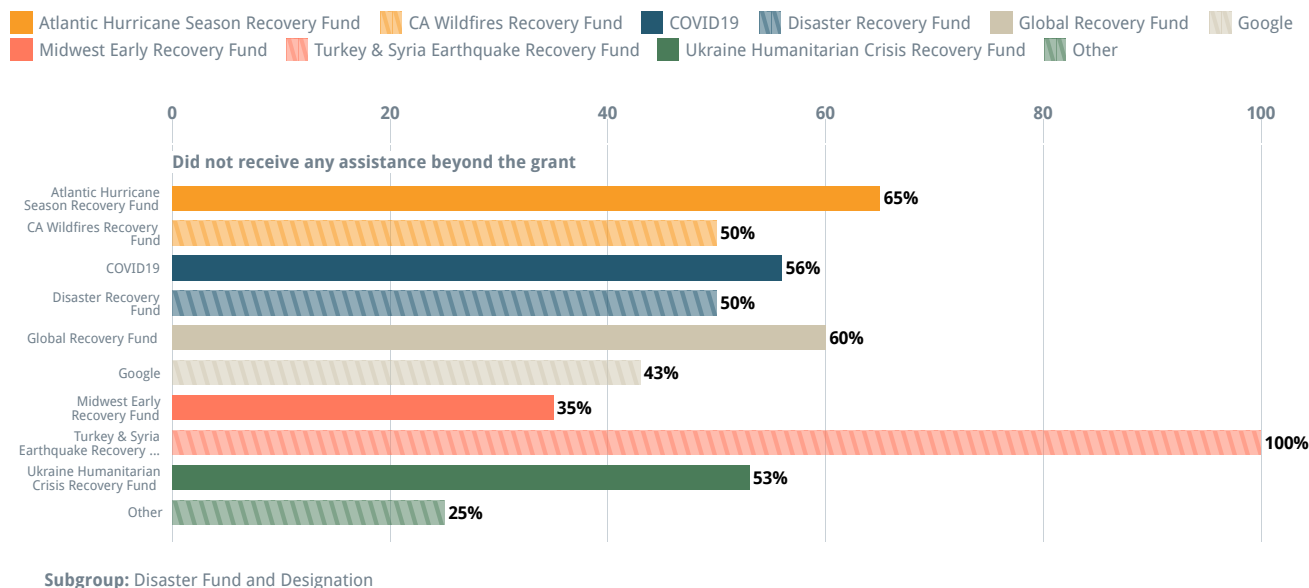
Please indicate any types of assistance beyond the grant that were a component of what you received from CDP (from staff or a third party paid for by CDP). - By Subgroup (cont.)

Atlantic Hurricane Season Recovery Fund CA Wildfires Recovery Fund COVID19 Disaster Recovery Fund Global Recovery Fund Google
Midwest Early Recovery Fund Turkey & Syria Earthquake Recovery Fund Ukraine Humanitarian Crisis Recovery Fund Other



Subgroup: Disaster Fund and Designation

Please indicate any types of assistance beyond the grant that were a component of what you received from CDP (from staff or a third party paid for by CDP). - By Subgroup (cont.)

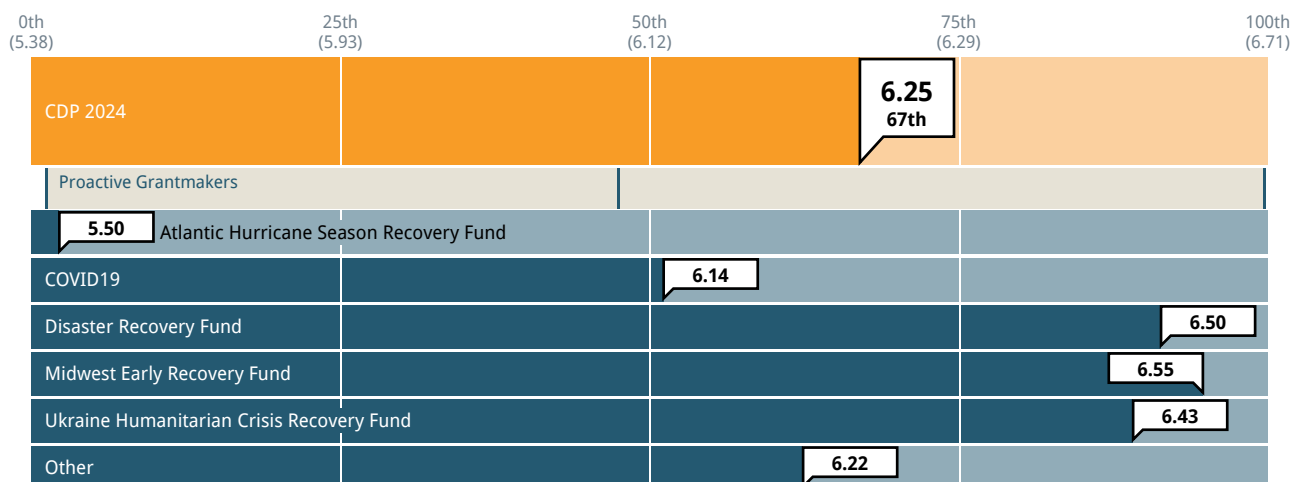


Note: The following questions were asked only of grantees who indicated receiving at least one form of assistance beyond the grant in the previous question.

Please rate the extent to which you agree with the following statements about the assistance beyond the grant you received from CDP.

The support I received met an important need for my organization and/or program

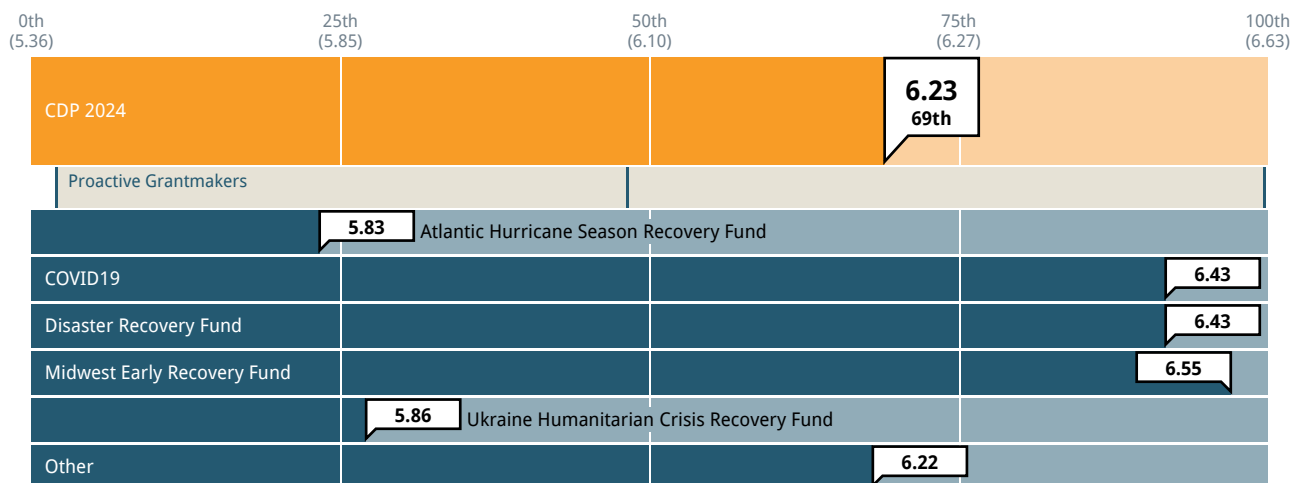
1 = Not at all 4 = Somewhat 7 = To a great extent



Cohort: Proactive Grantmakers Past results: on Subgroup: Disaster Fund and Designation

The support I received strengthened my organization and/or program

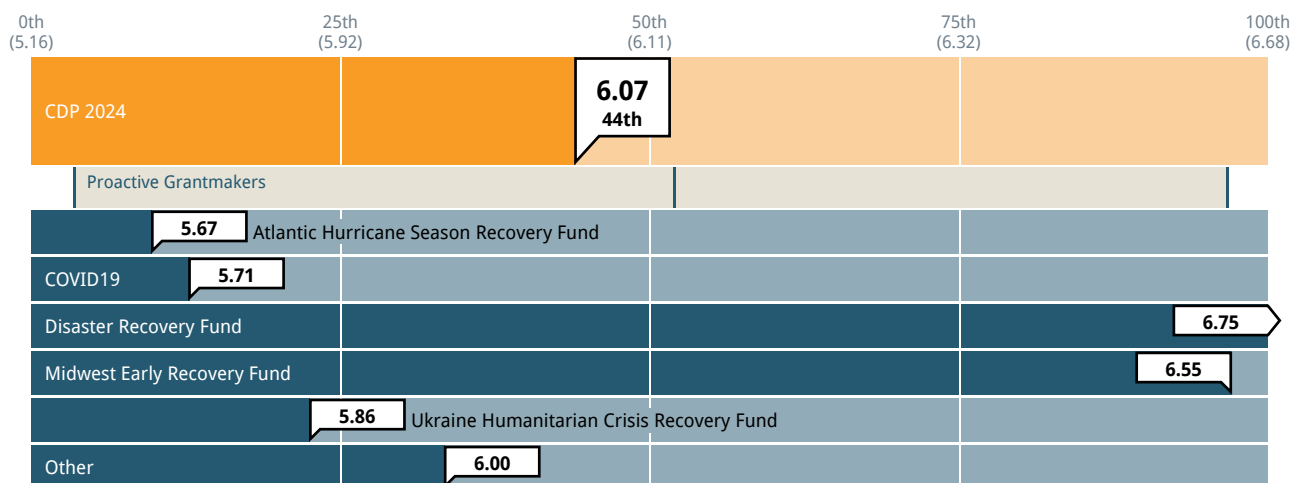
1 = Not at all 4 = Somewhat 7 = To a great extent



Cohort: Proactive Grantmakers Past results: on Subgroup: Disaster Fund and Designation

CDP's assistance beyond the grant was a worthwhile use of the time required of us

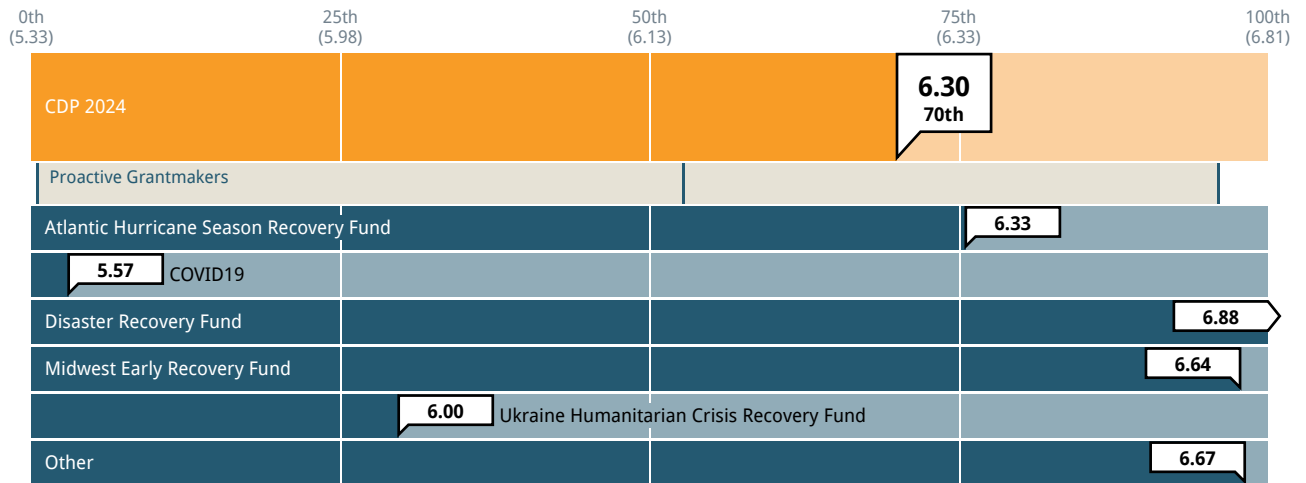
1 = Not at all 4 = Somewhat 7 = To a great extent



Cohort: Proactive Grantmakers Past results: on Subgroup: Disaster Fund and Designation

I felt CDP would be open to feedback about the assistance beyond the grant it provided

1 = Not at all 4 = Somewhat 7 = To a great extent



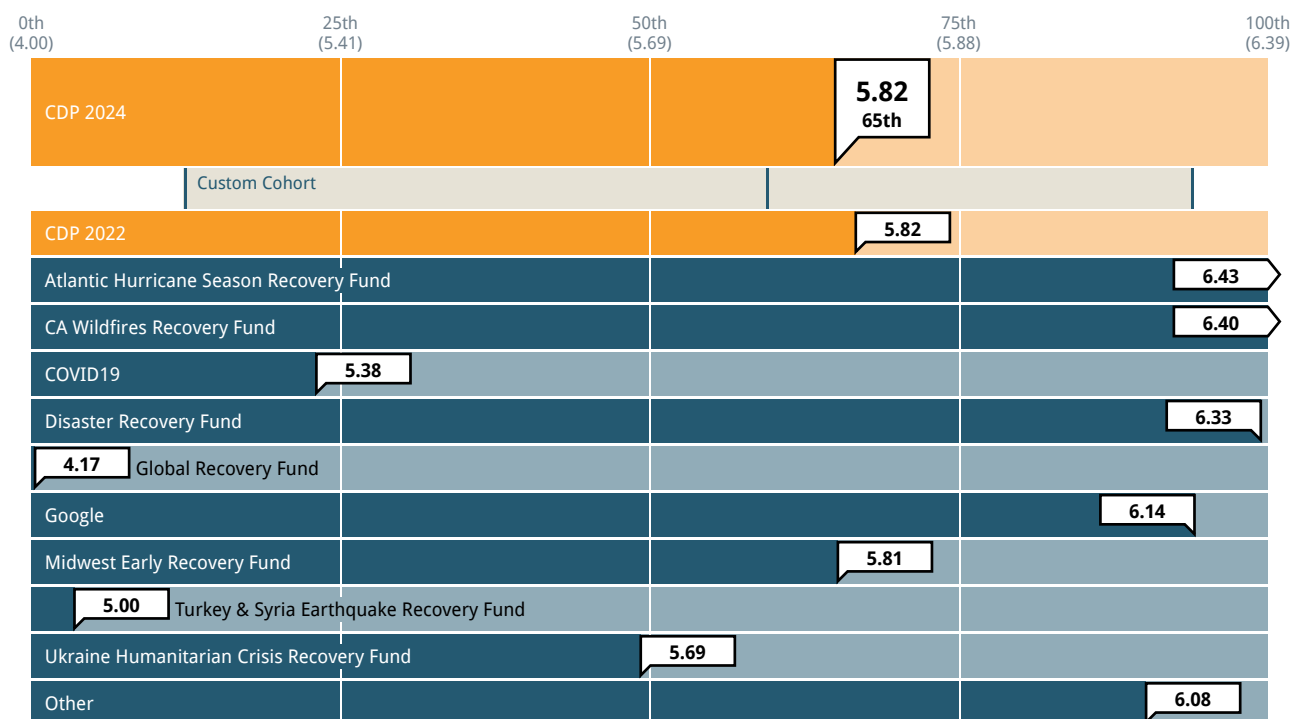
Cohort: Proactive Grantmakers Past results: on Subgroup: Disaster Fund and Designation

People and Communities Served

In the following question, we use the phrase "the people and communities that you serve" to refer to those your organization seeks to serve through the services and/or programs it provides.

How well does CDP understand the needs of the people and communities that you serve?

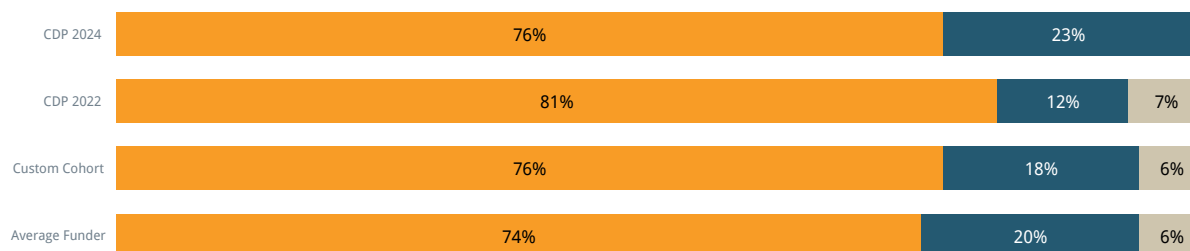
1 = Limited understanding 7 = Thorough understanding



Cohort: Custom Cohort Past results: on Subgroup: Disaster Fund and Designation

Are the efforts funded by this grant primarily meant to benefit historically disadvantaged groups?

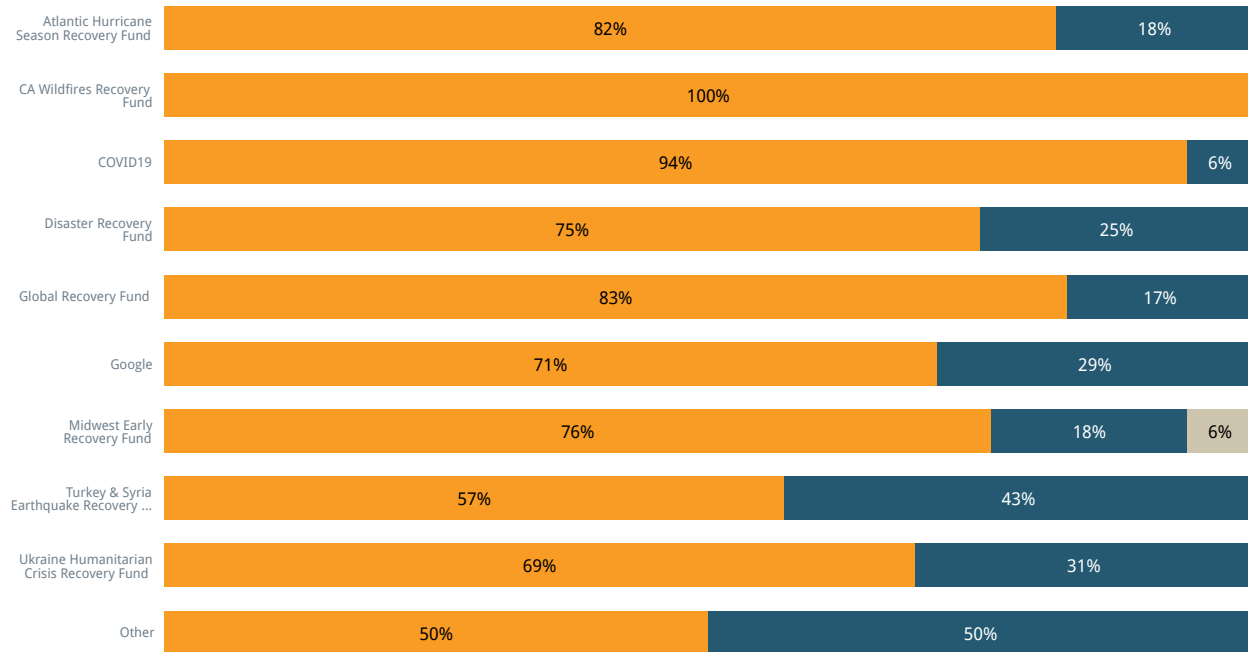
Yes No Don't know



Cohort: Custom Cohort Past results: on

Are the efforts funded by this grant primarily meant to benefit historically disadvantaged groups? - By Subgroup

Yes No Don't know

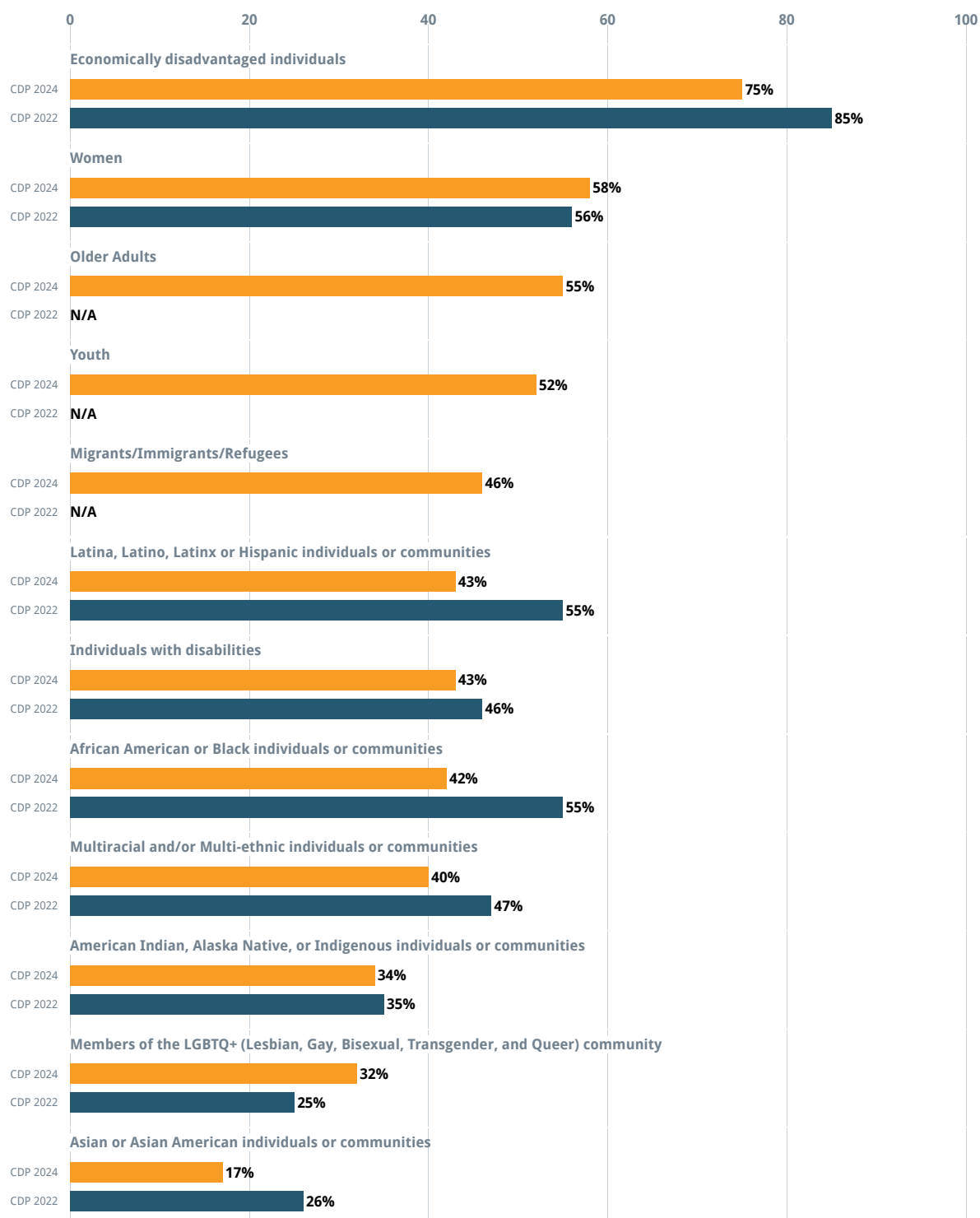


Subgroup: Disaster Fund and Designation

The following question is asked only of grantees, within the U.S., who answered "yes" to the question "Are the efforts funded by this grant primarily meant to benefit historically disadvantaged groups?"

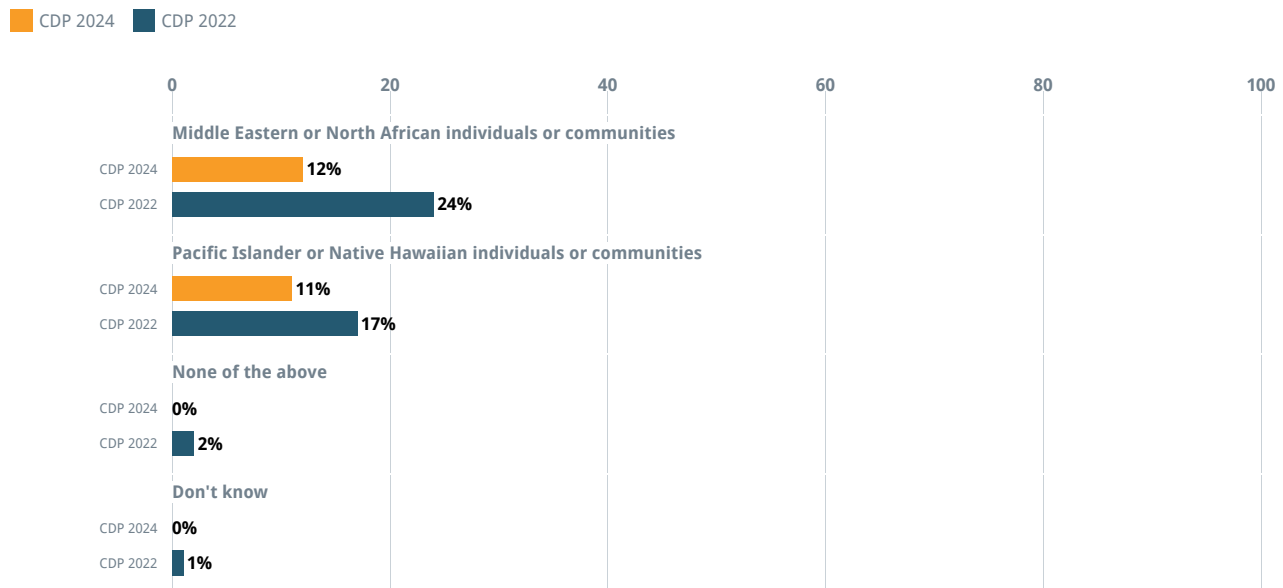
Specifically, are any of the following populations the primary intended people and/or communities served by the efforts funded by this grant?

CDP 2024 CDP 2022



Cohort: None Past results: on

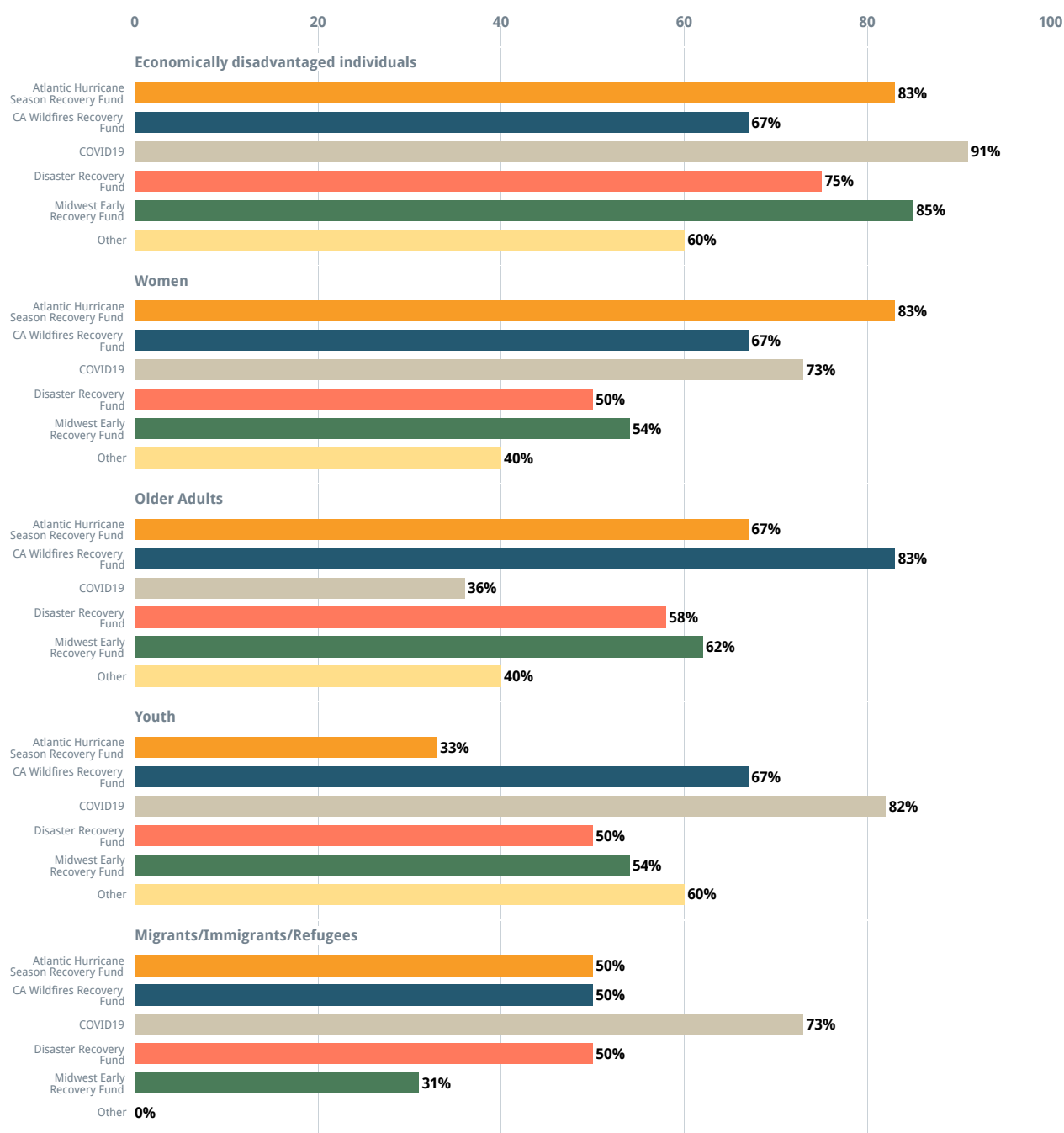
Specifically, are any of the following populations the primary intended people and/or communities served by the efforts funded by this grant? (cont.)



Cohort: None Past results: on

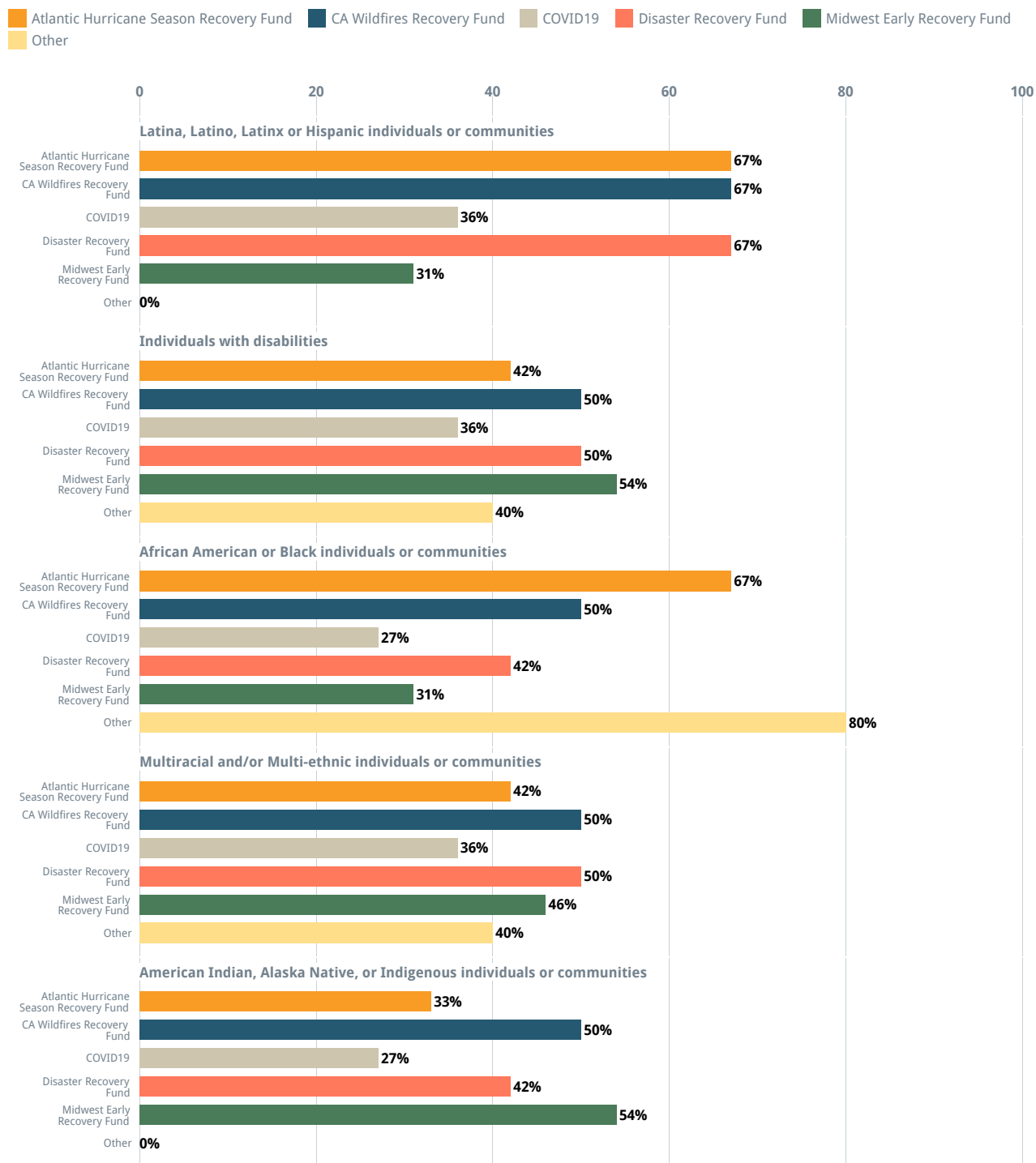
Specifically, are any of the following populations the primary intended people and/or communities served by the efforts funded by this grant? - By Subgroup

Atlantic Hurricane Season Recovery Fund CA Wildfires Recovery Fund COVID19 Disaster Recovery Fund Midwest Early Recovery Fund
Other



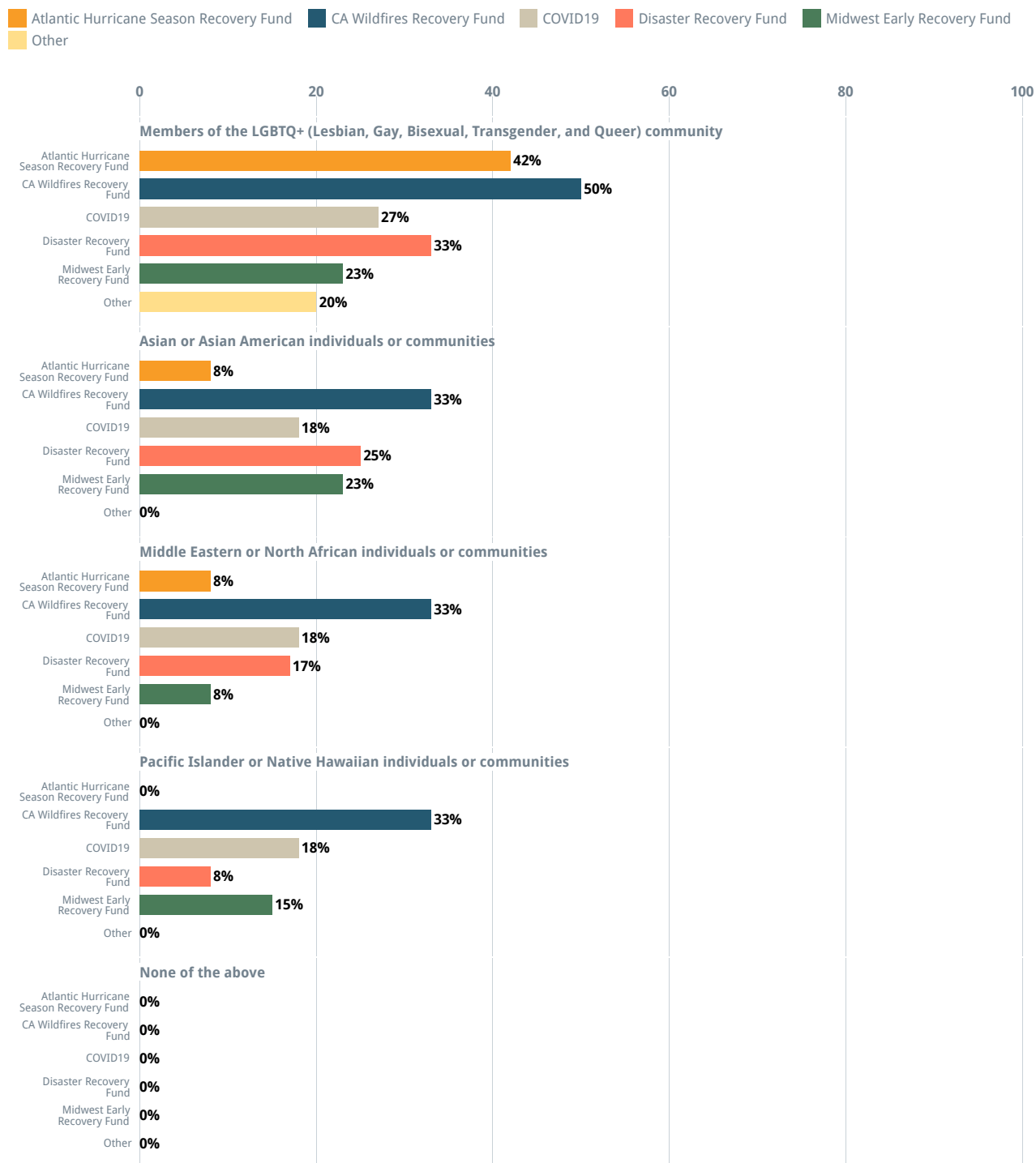
Subgroup: Disaster Fund and Designation

Specifically, are any of the following populations the primary intended people and/or communities served by the efforts funded by this grant? - By Subgroup (cont.)



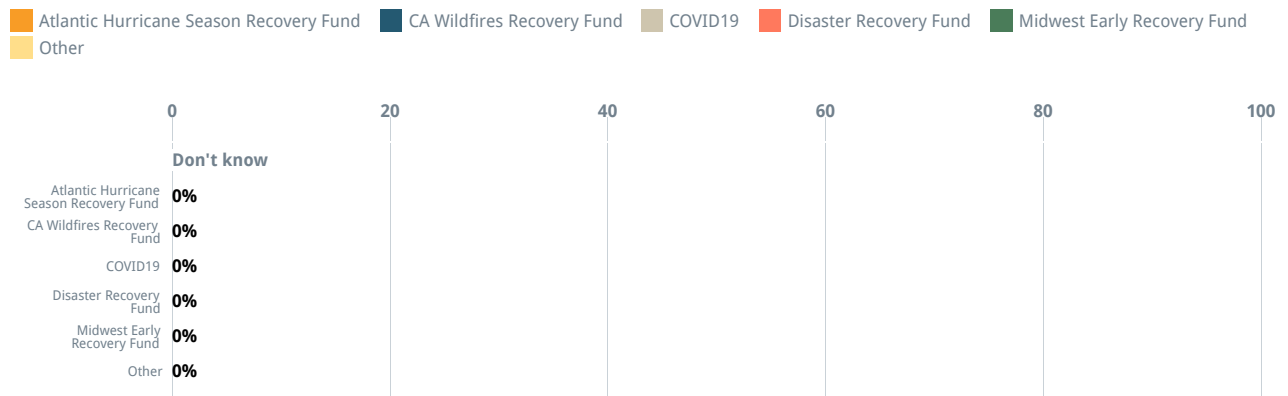
Subgroup: Disaster Fund and Designation

Specifically, are any of the following populations the primary intended people and/or communities served by the efforts funded by this grant? - By Subgroup (cont.)



Subgroup: Disaster Fund and Designation

Specifically, are any of the following populations the primary intended people and/or communities served by the efforts funded by this grant? - By Subgroup (cont.)

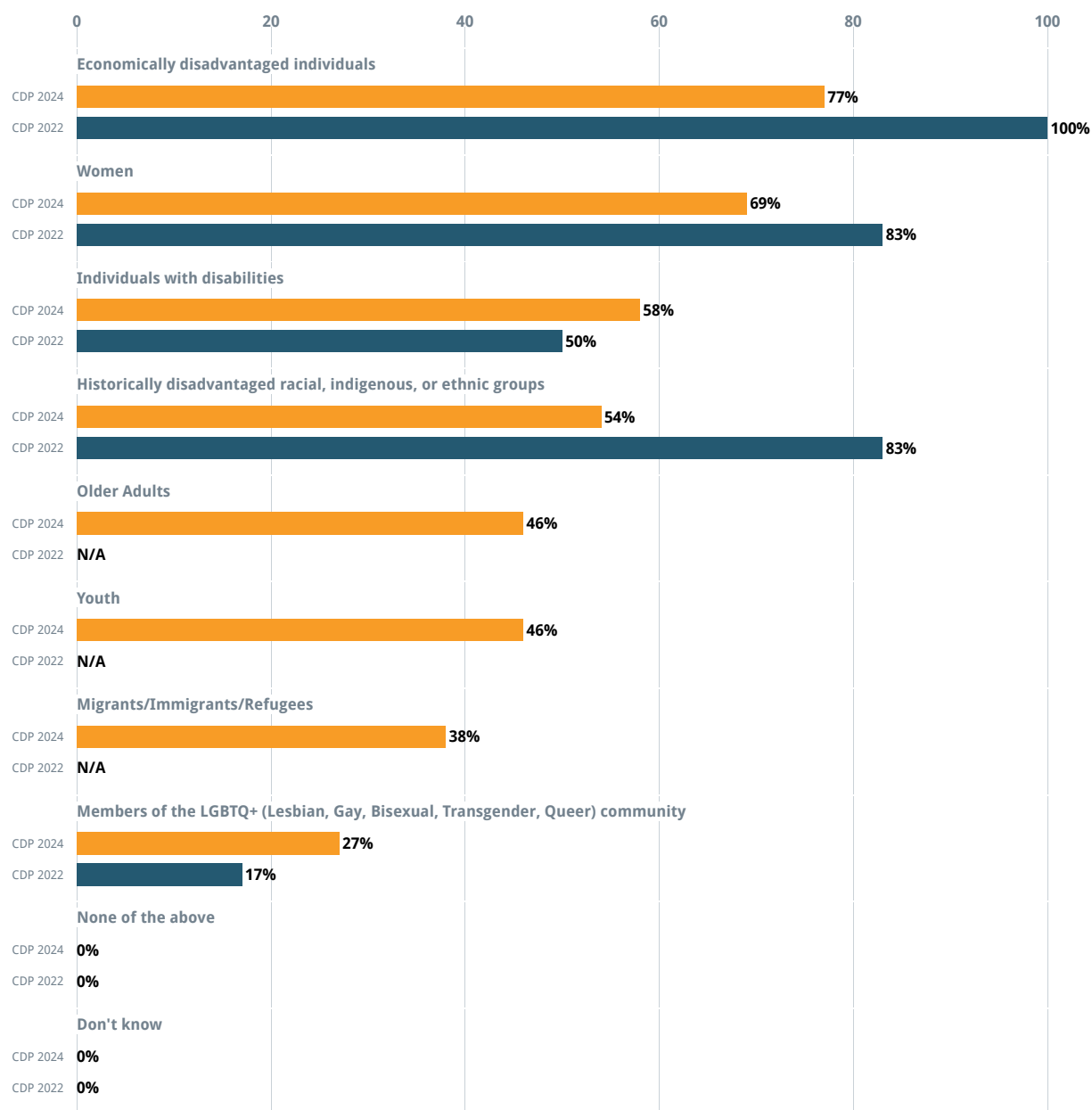


Subgroup: Disaster Fund and Designation

The following question is asked only of grantees, outside the U.S., who answered "yes" to the question "Are the efforts funded by this grant primarily meant to benefit historically disadvantaged groups?"

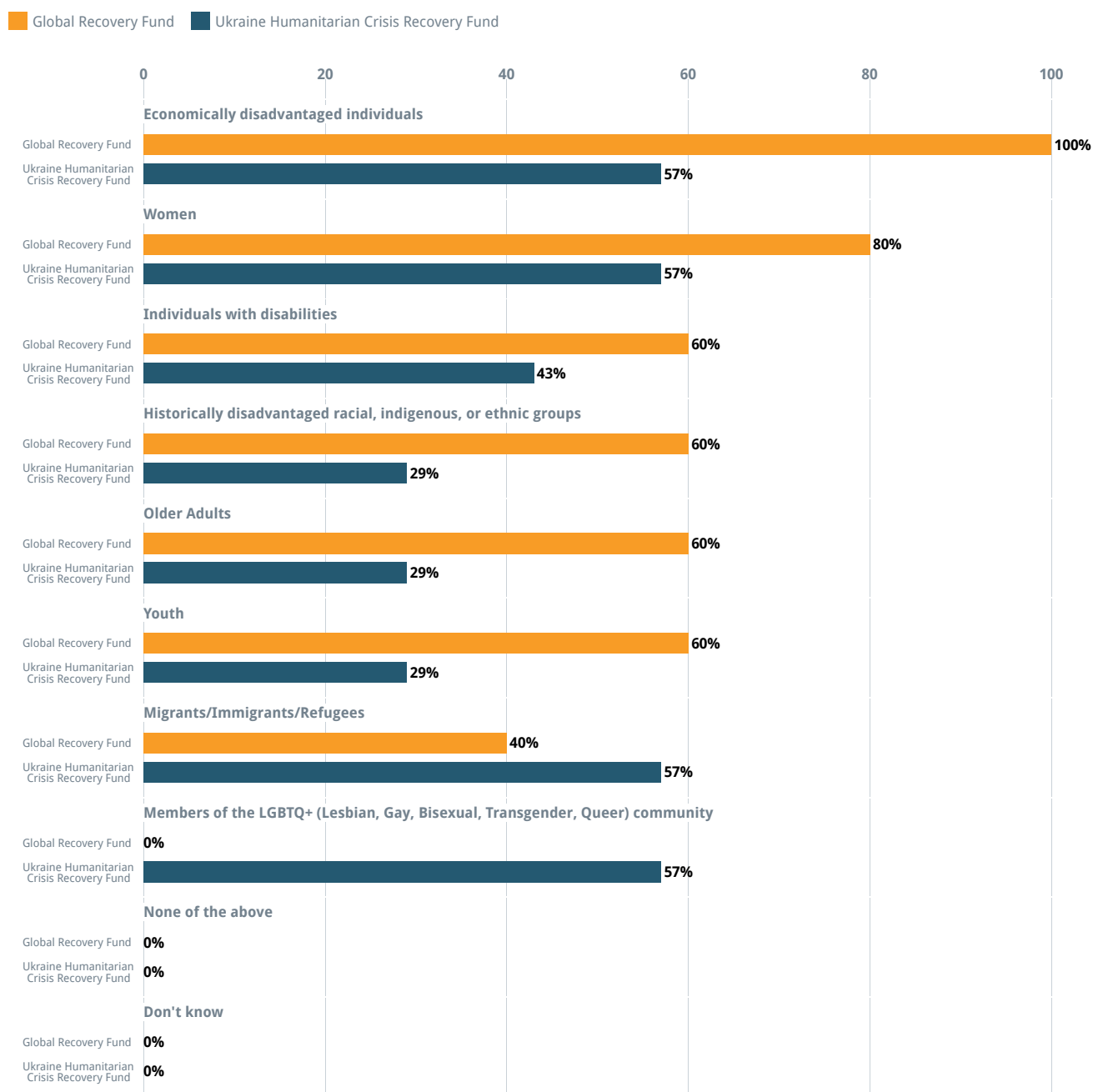
Specifically, are any of the following populations the primary intended people and/or communities served by the efforts funded by this grant?

CDP 2024 CDP 2022



Cohort: None Past results: on

Specifically, are any of the following populations the primary intended people and/or communities served by the efforts funded by this grant? - By Subgroup

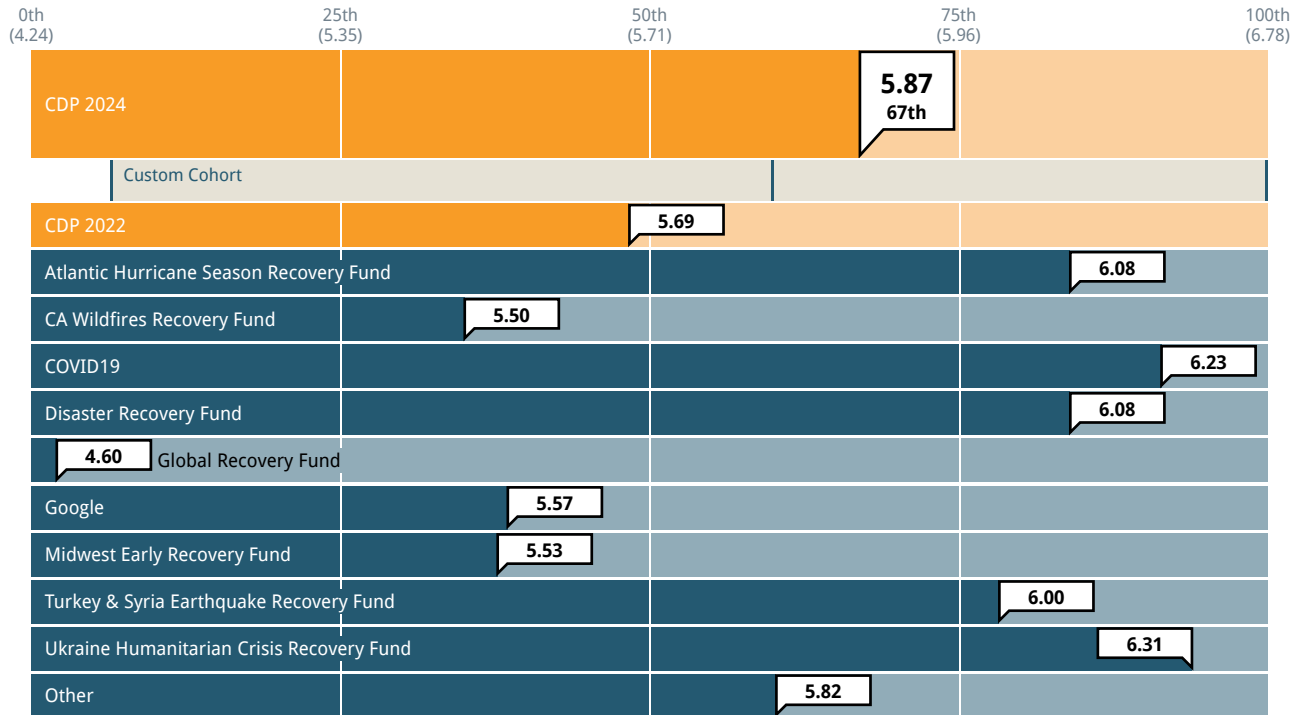


Subgroup: Disaster Fund and Designation

Racial and Intersectional Equity

To what extent do you agree or disagree that CDP has clearly communicated what Racial and Intersectional Equity (RIE) means for its work?

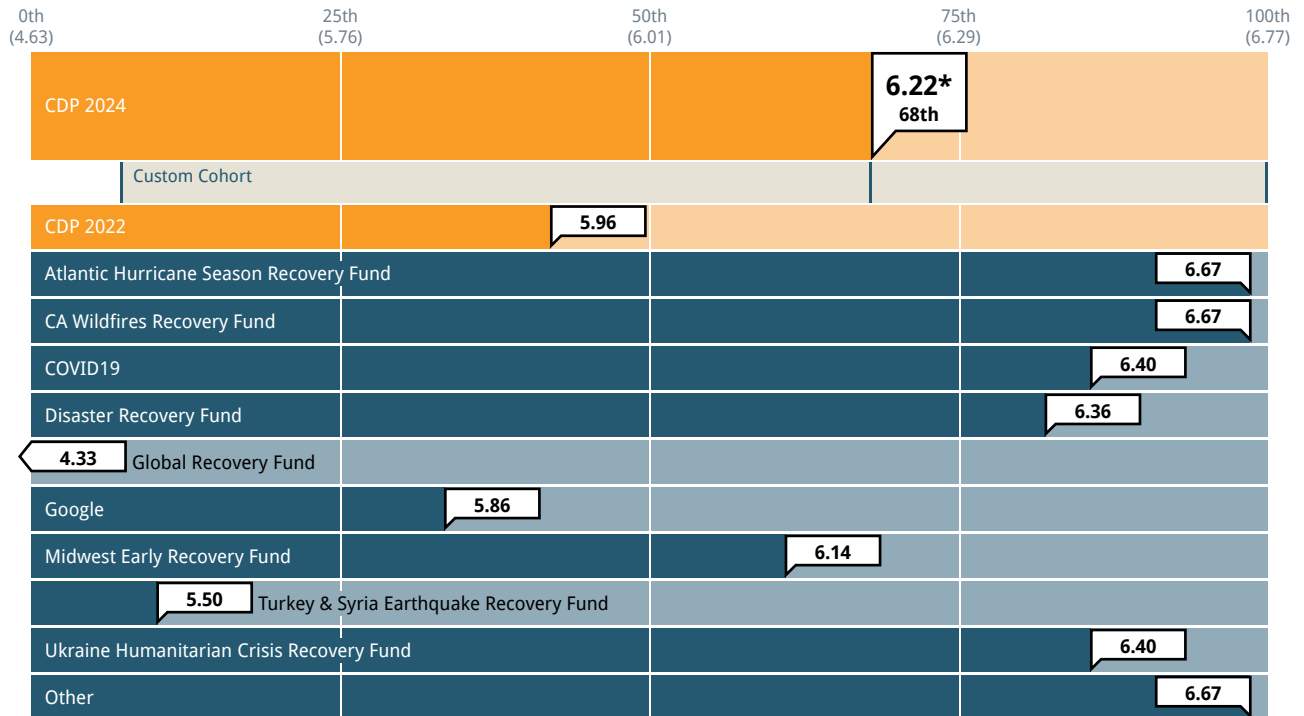
1 = Strongly disagree 4 = Neither agree nor disagree 7 = Strongly agree



Cohort: Custom Cohort Past results: on Subgroup: Disaster Fund and Designation

To what extent do you agree or disagree that CDP demonstrates an explicit commitment to Racial and Intersectional Equity (RIE) in its work?

1 = Strongly disagree 4 = Neither agree nor disagree 7 = Strongly agree

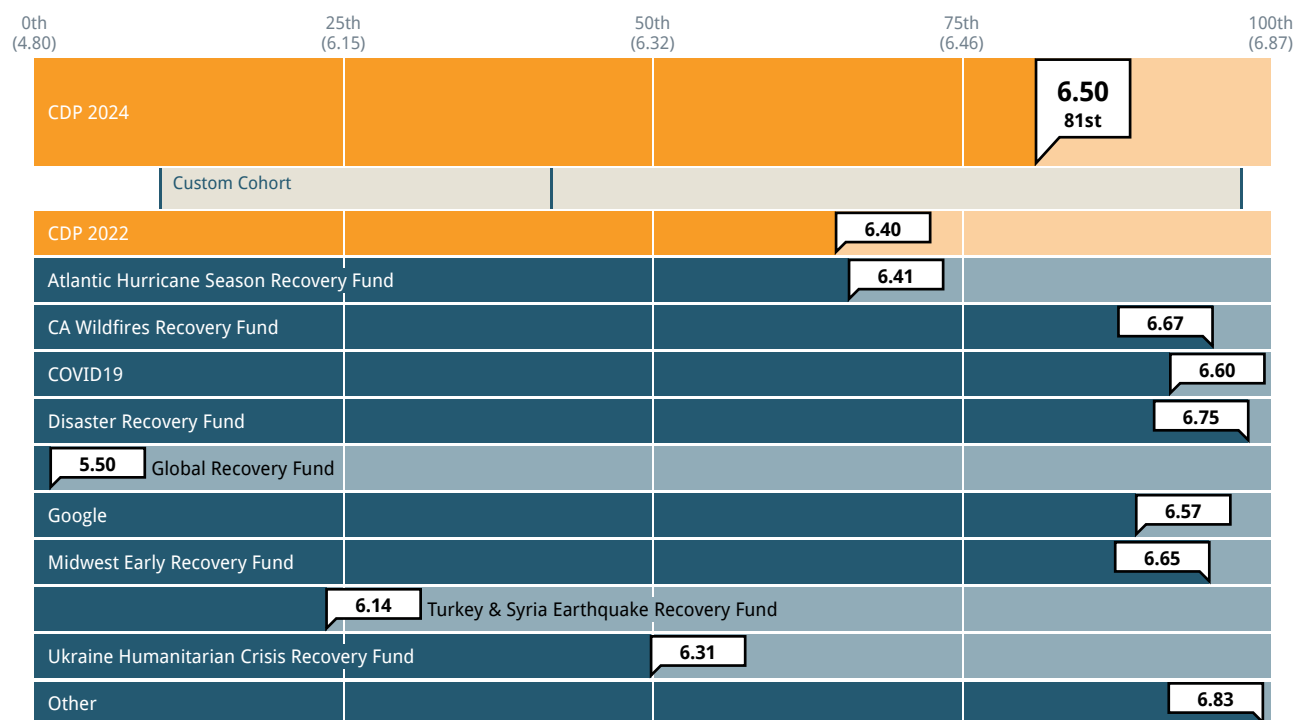


Cohort: Custom Cohort Past results: on Subgroup: Disaster Fund and Designation

Funder-Grantee Relationships

How comfortable do you feel approaching CDP if a problem arises?

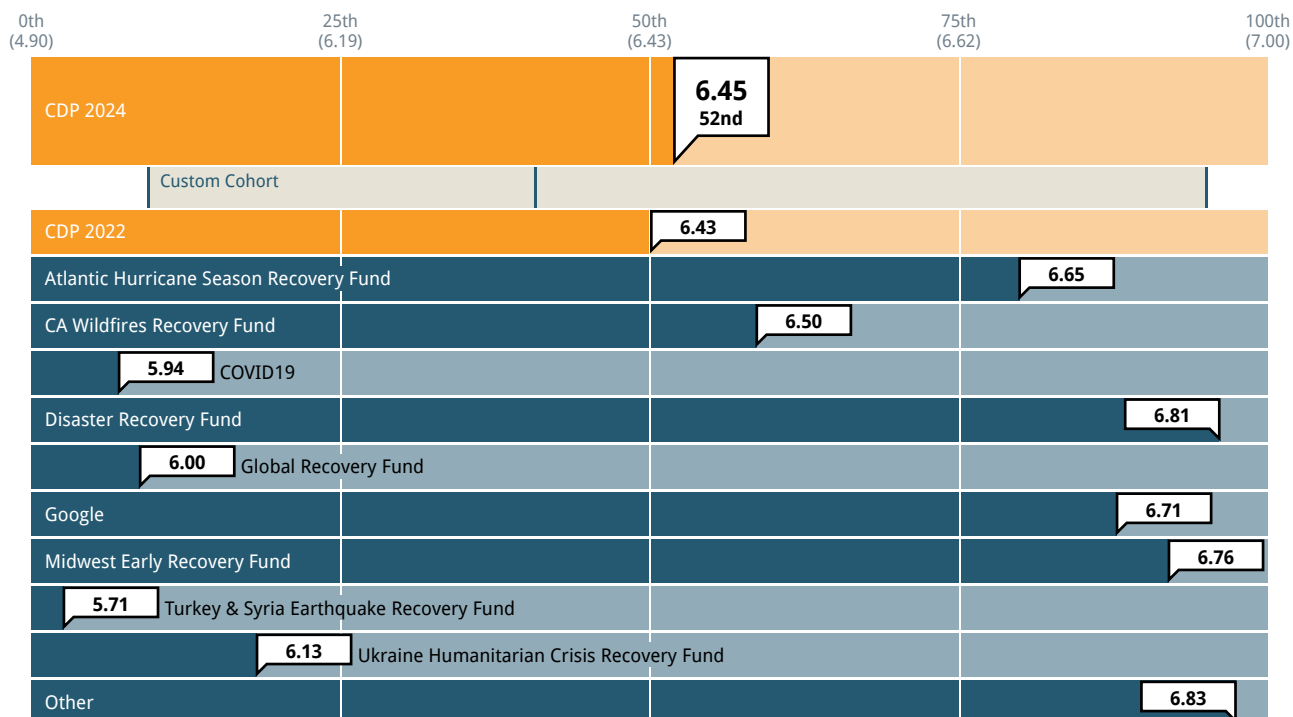
1 = Not at all comfortable 7 = Extremely comfortable



Cohort: Custom Cohort Past results: on Subgroup: Disaster Fund and Designation

Overall, how responsive was CDP staff?

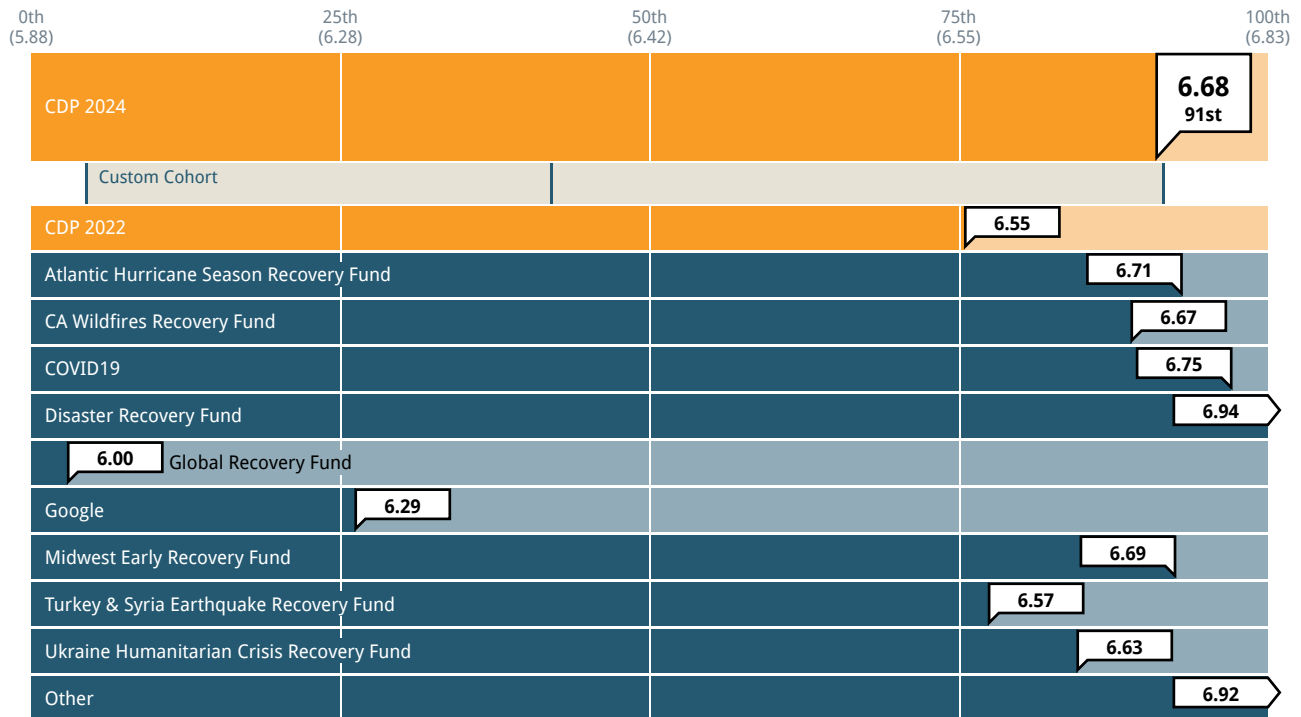
1 = Not at all responsive 7 = Extremely responsive



Cohort: Custom Cohort Past results: on Subgroup: Disaster Fund and Designation

To what extent did CDP exhibit trust in your organization's staff during this grant?

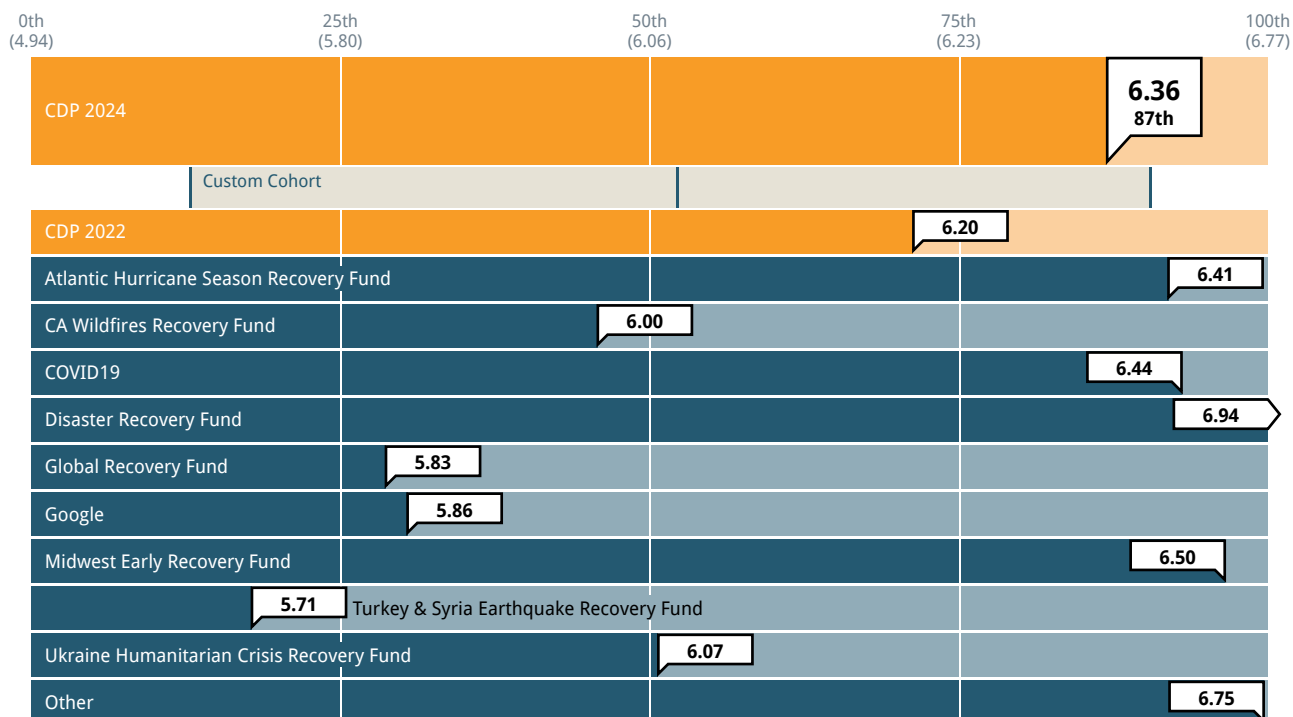
1 = Not at all 4 = Somewhat 7 = To a great extent



Cohort: Custom Cohort Past results: on Subgroup: Disaster Fund and Designation

To what extent did CDP exhibit candor about CDP's perspectives on your work during this grant?

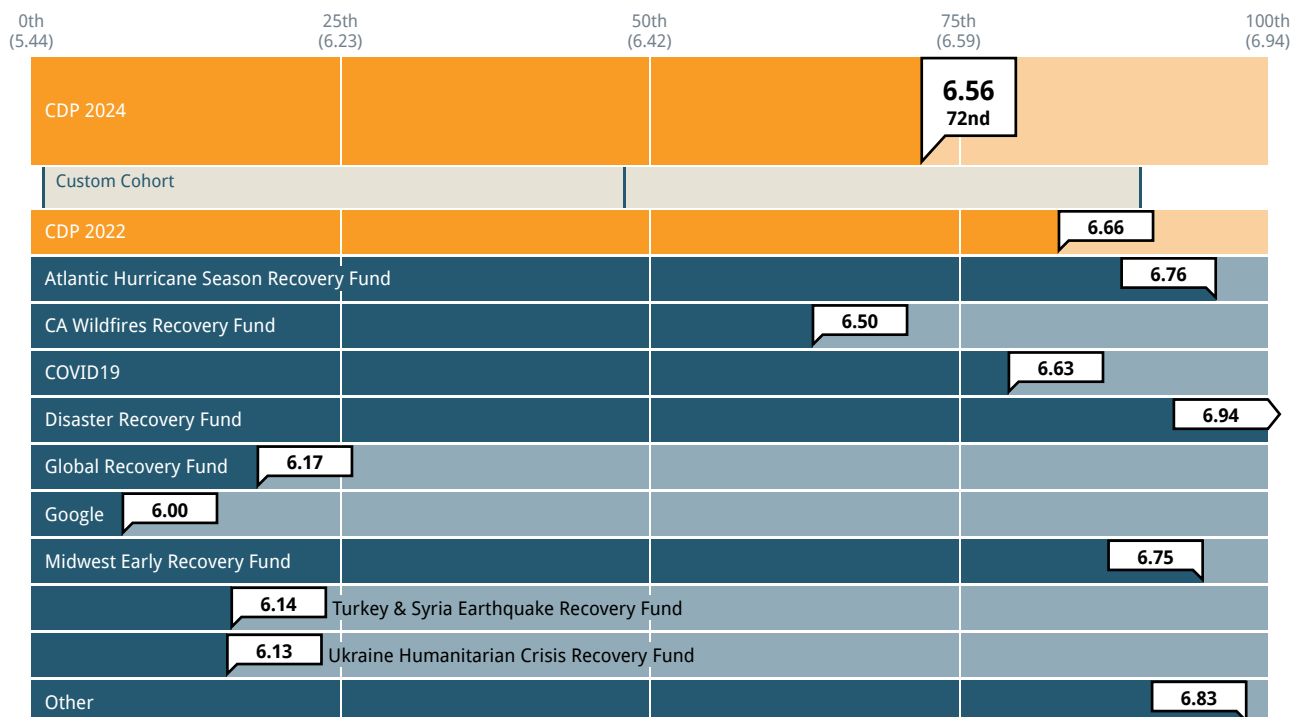
1 = Not at all 4 = Somewhat 7 = To a great extent



Cohort: Custom Cohort Past results: on Subgroup: Disaster Fund and Designation

To what extent did CDP exhibit compassion for those affected by your work during this grant?

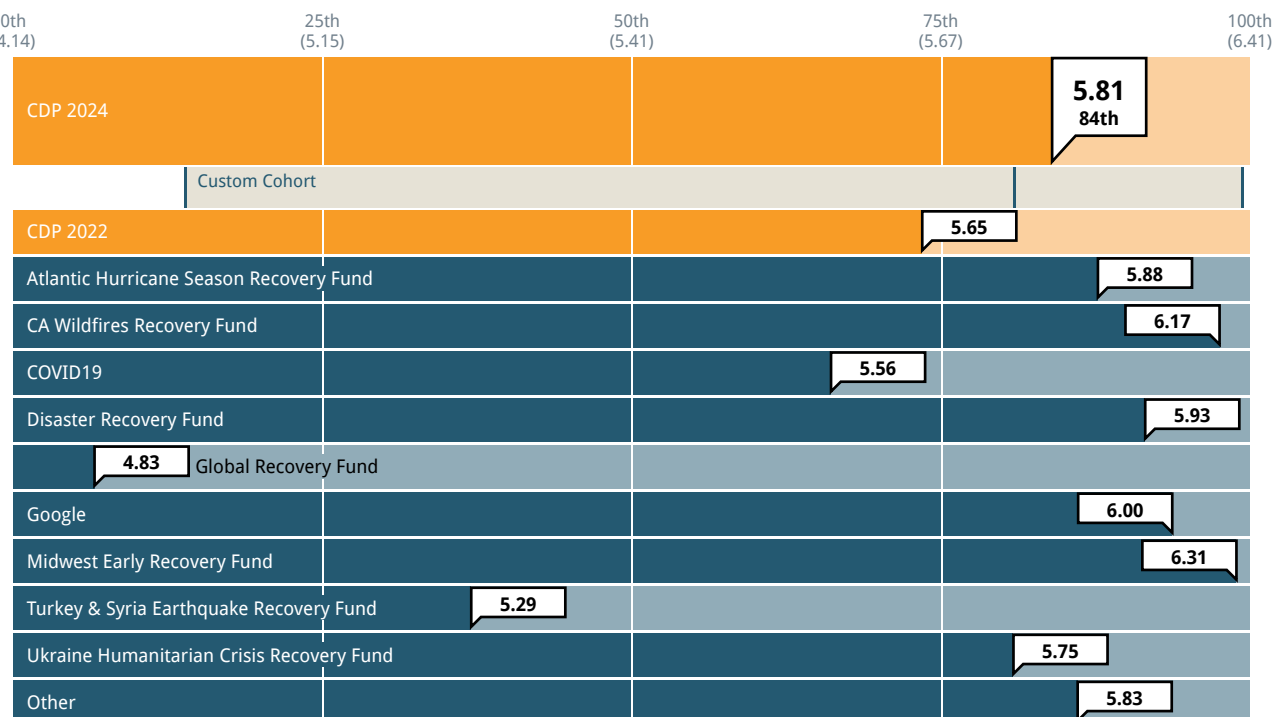
1 = Not at all 4 = Somewhat 7 = To a great extent



Cohort: Custom Cohort Past results: on Subgroup: Disaster Fund and Designation

To what extent is CDP open to ideas from grantees about its strategy?

1 = Not at all 7 = To a great extent

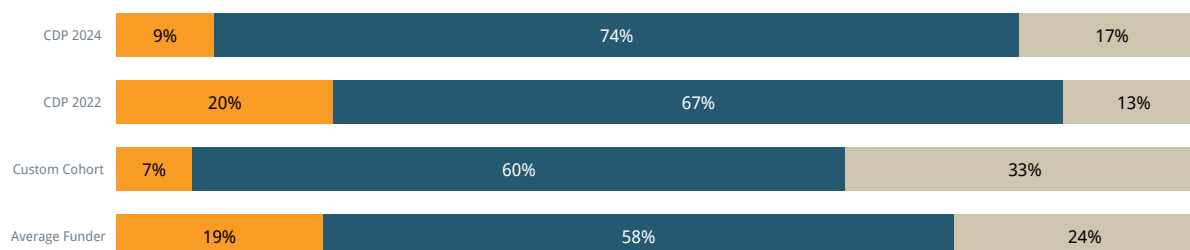


Cohort: Custom Cohort Past results: on Subgroup: Disaster Fund and Designation

Interaction Patterns

How often do/did you have contact with your primary CDP contact during this grant?

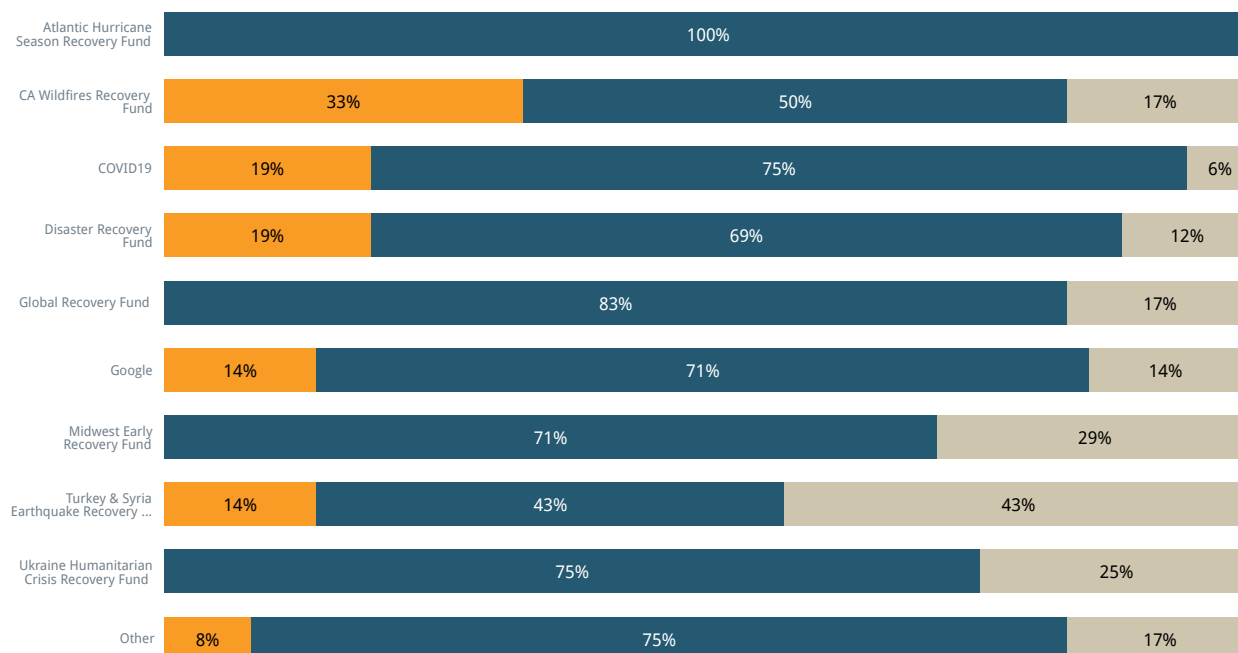
Yearly or less often Once every few months Monthly or more often



Cohort: Custom Cohort Past results: on

How often do/did you have contact with your primary CDP contact during this grant? - By Subgroup

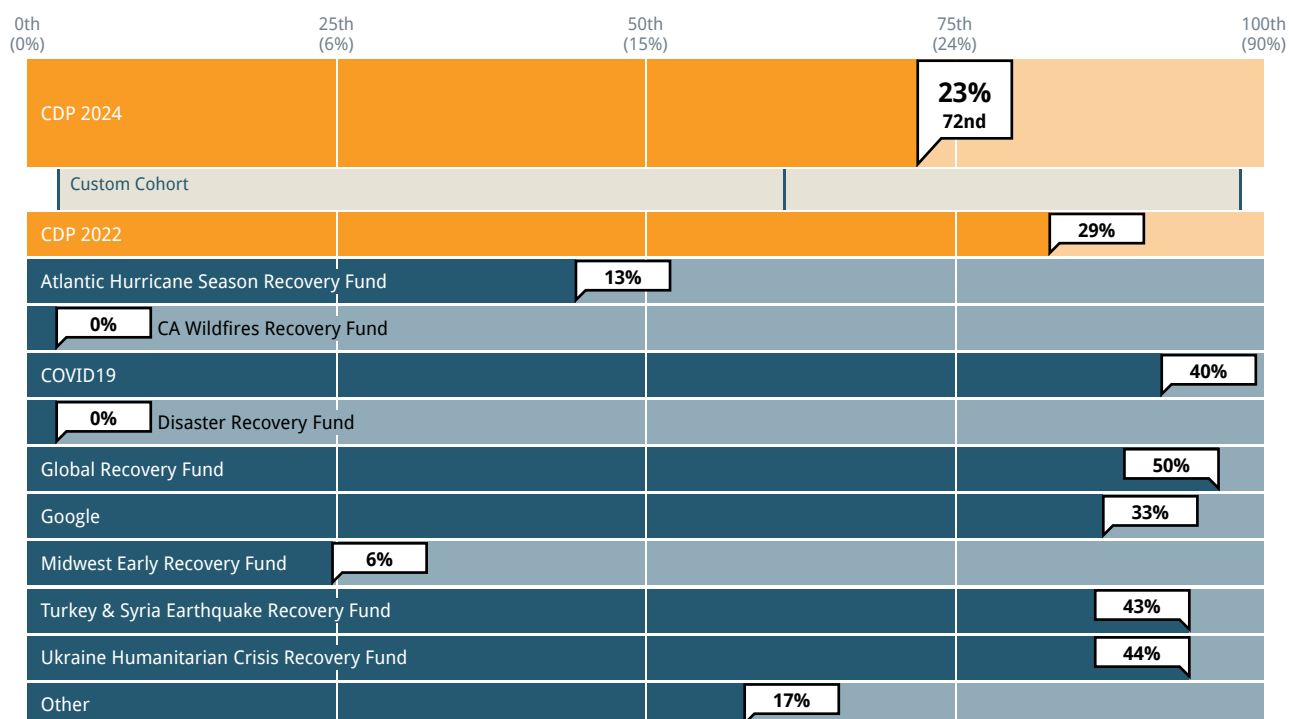
Yearly or less often Once every few months Monthly or more often



Subgroup: Disaster Fund and Designation

Has your main contact at CDP changed in the past six months?

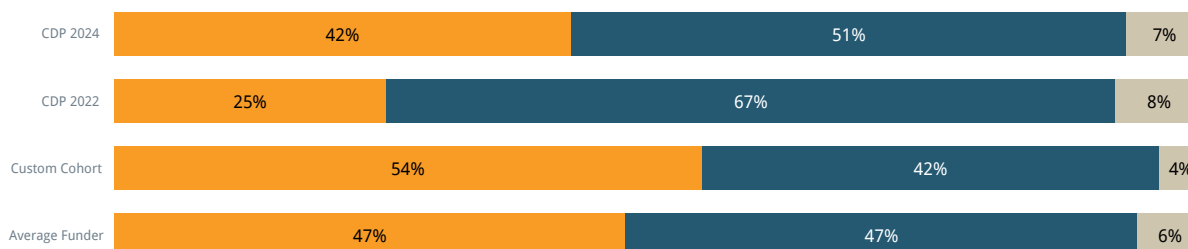
Proportion of grantees responding 'Yes'



Cohort: Custom Cohort Past results: on Subgroup: Disaster Fund and Designation

At any point during this grant, including the selection process, did CDP staff conduct a site visit?

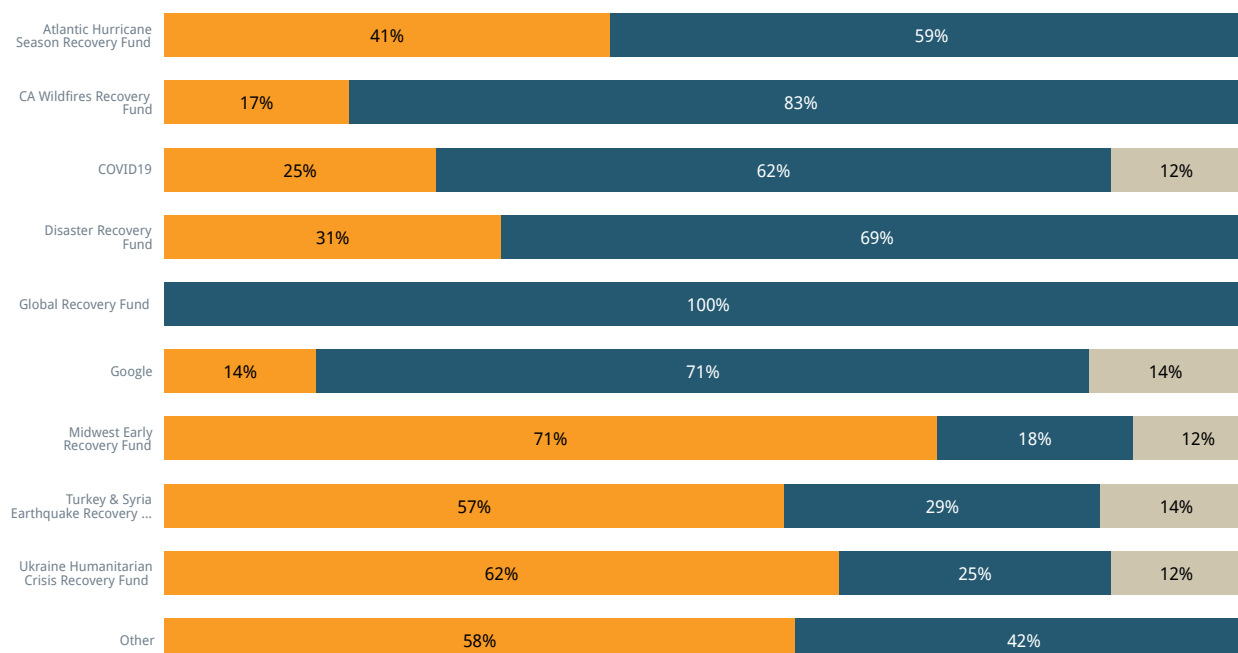
Yes, in person and/or virtual No Don't know



Cohort: Custom Cohort Past results: on

At any point during this grant, including the selection process, did CDP staff conduct a site visit? - By Subgroup

Yes, in person and/or virtual No Don't know

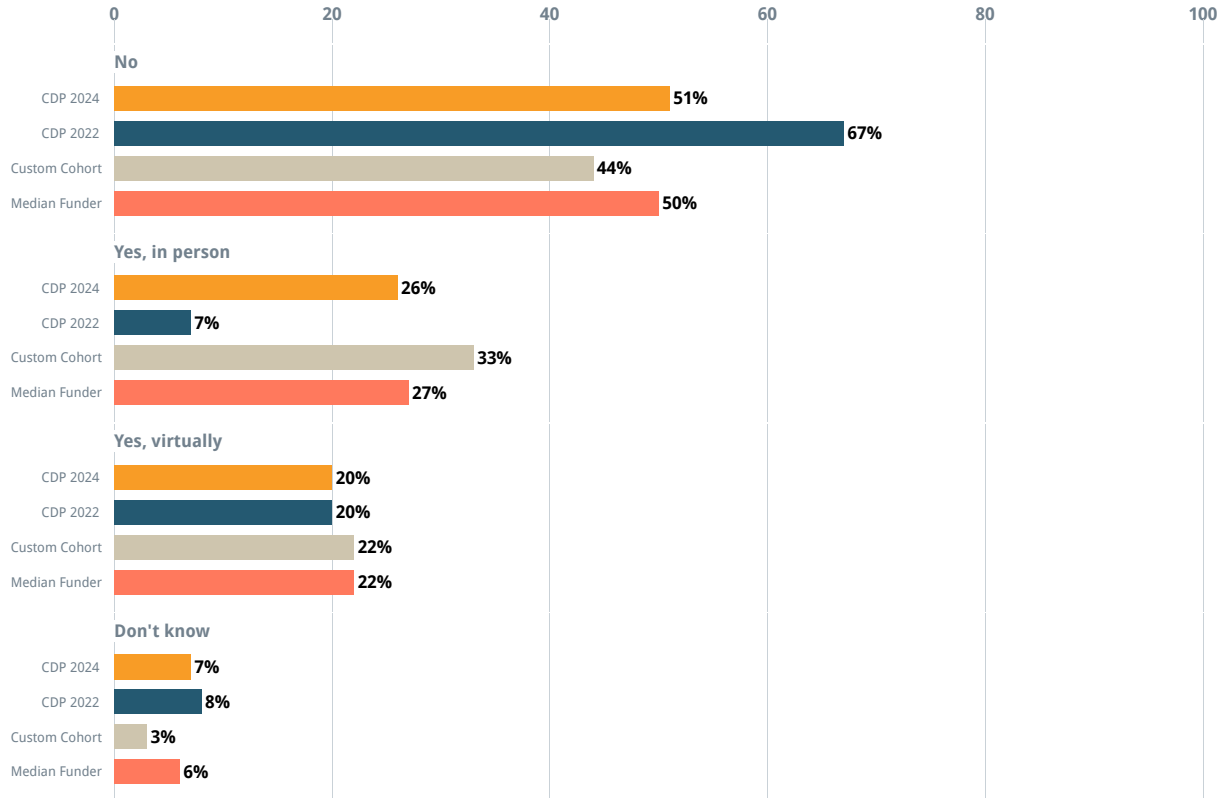


Subgroup: Disaster Fund and Designation

In the survey, respondents were asked the site visit question in a check-all-that-apply format. Therefore, the following charts provide greater detail on the previous site visit question.

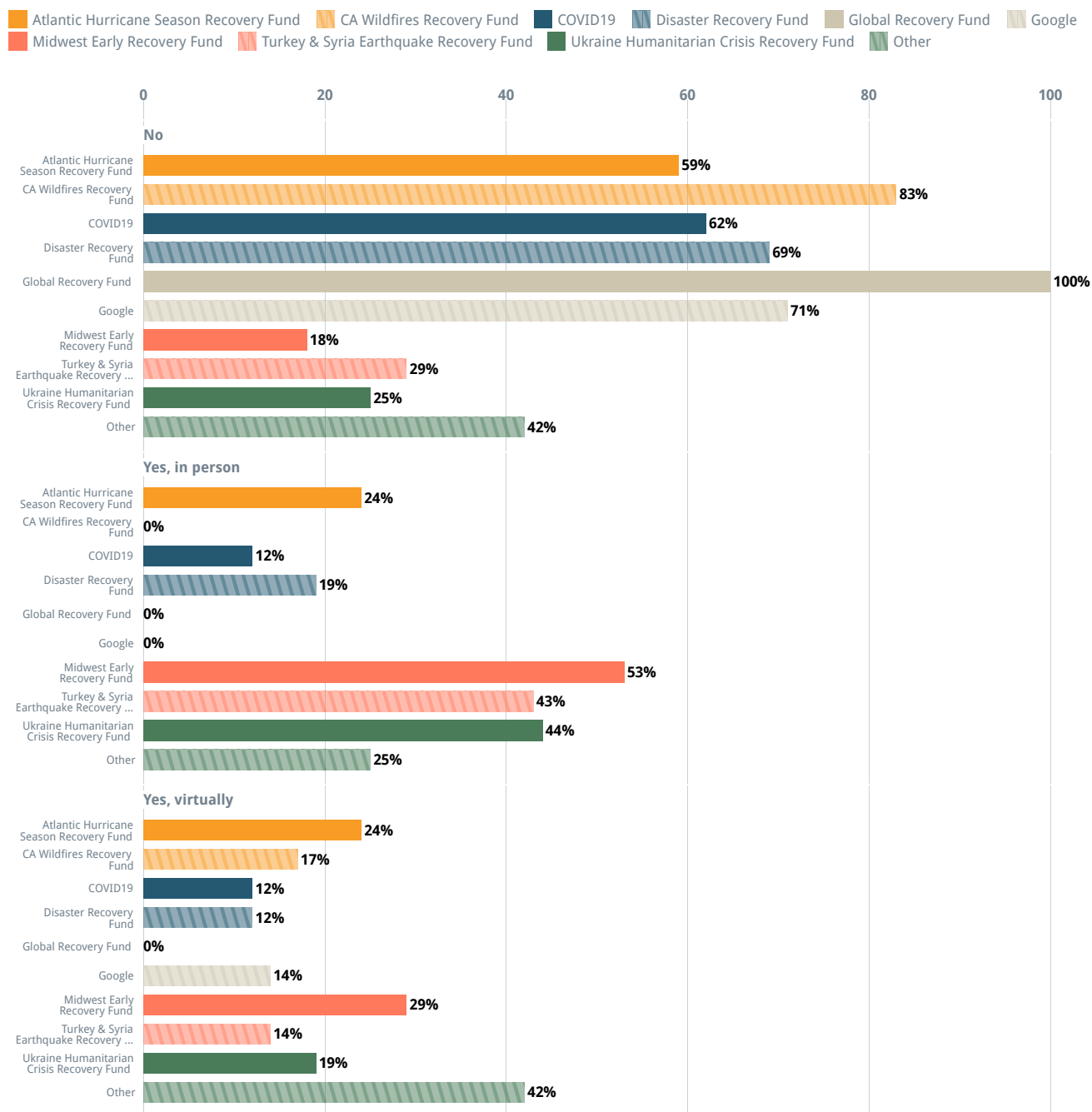
At any point during this grant, including the selection process, did CDP staff conduct a site visit?

CDP 2024 CDP 2022 Custom Cohort Median Funder



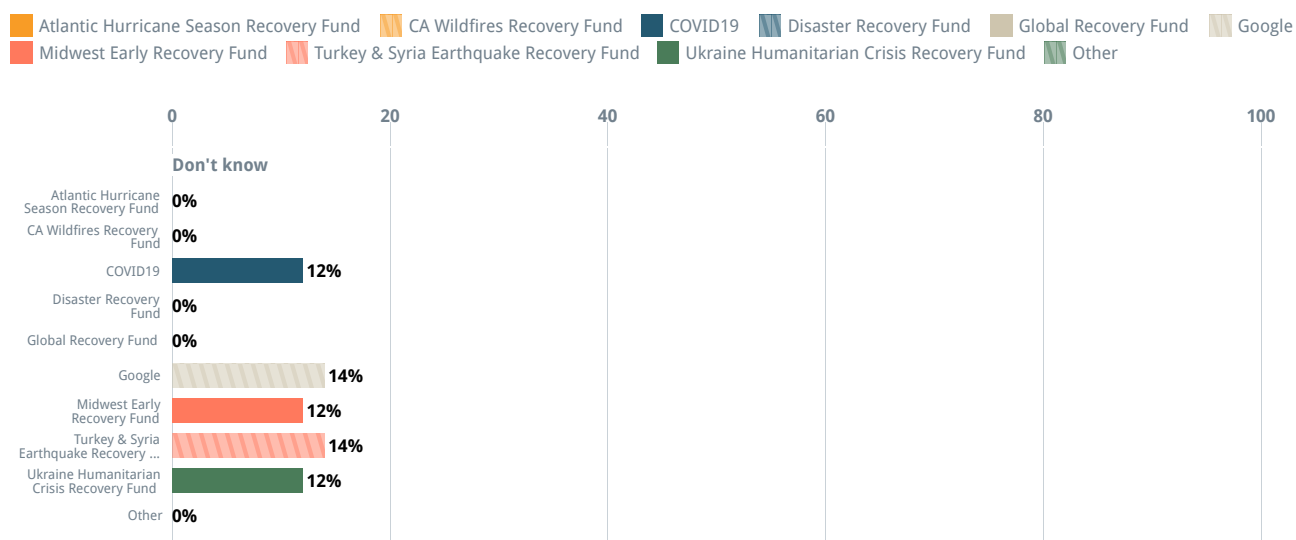
Cohort: Custom Cohort Past results: on

At any point during this grant, including the selection process, did CDP staff conduct a site visit? - By Subgroup



Subgroup: Disaster Fund and Designation

At any point during this grant, including the selection process, did CDP staff conduct a site visit? - By Subgroup (cont.)

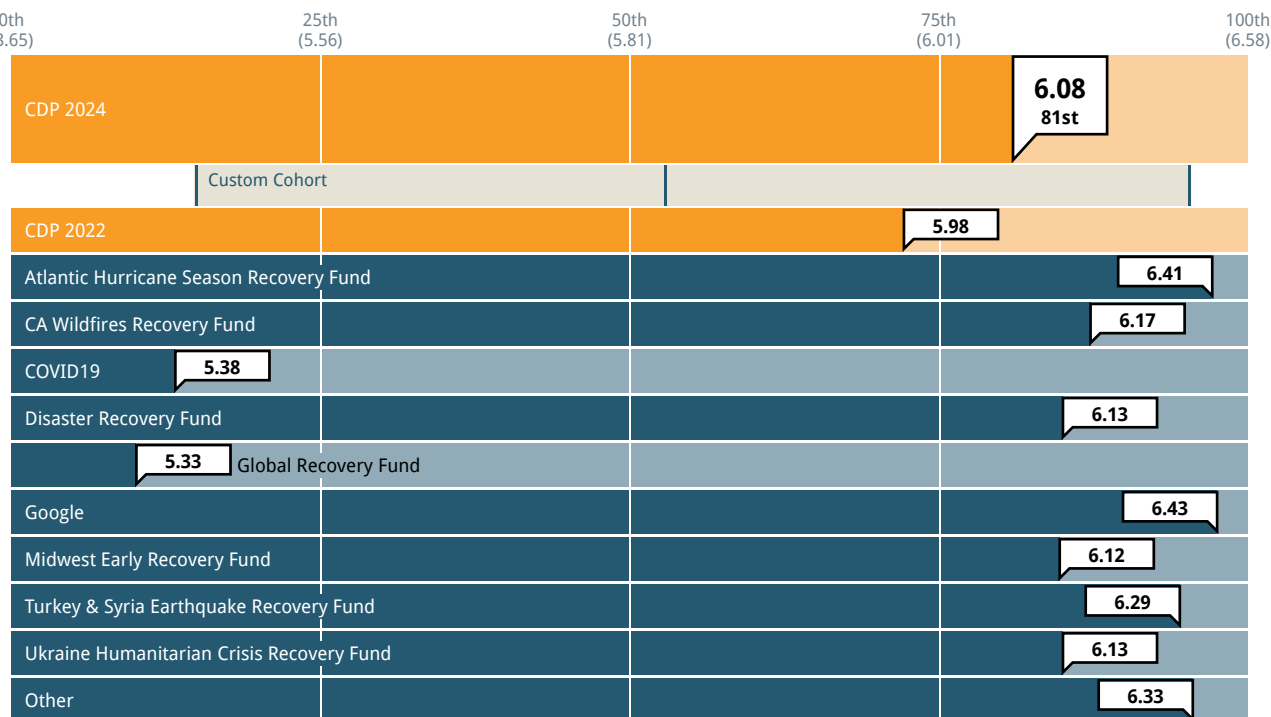


Subgroup: Disaster Fund and Designation

Communication

How clearly has CDP communicated its goals and strategy to you?

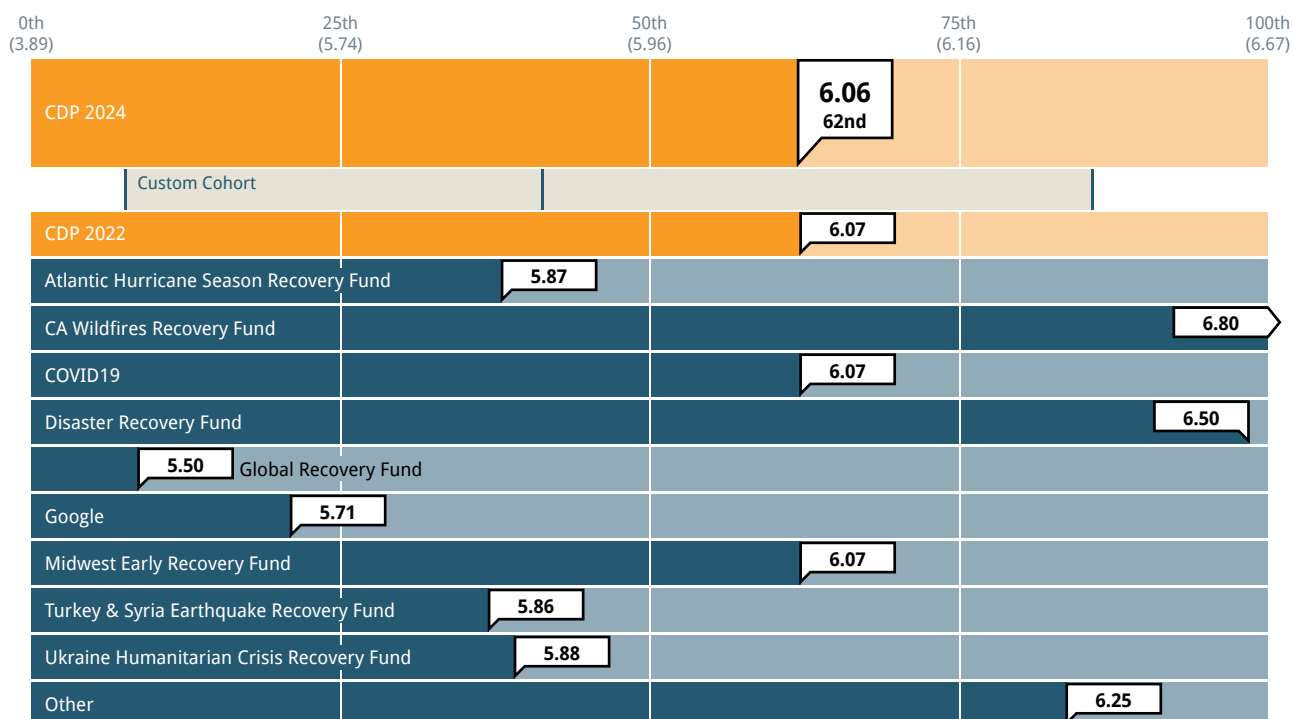
1 = Not at all clearly 7 = Extremely clearly



Cohort: Custom Cohort Past results: on Subgroup: Disaster Fund and Designation

How consistent was the information provided by different communication resources, both personal and written, that you used to learn about CDP?

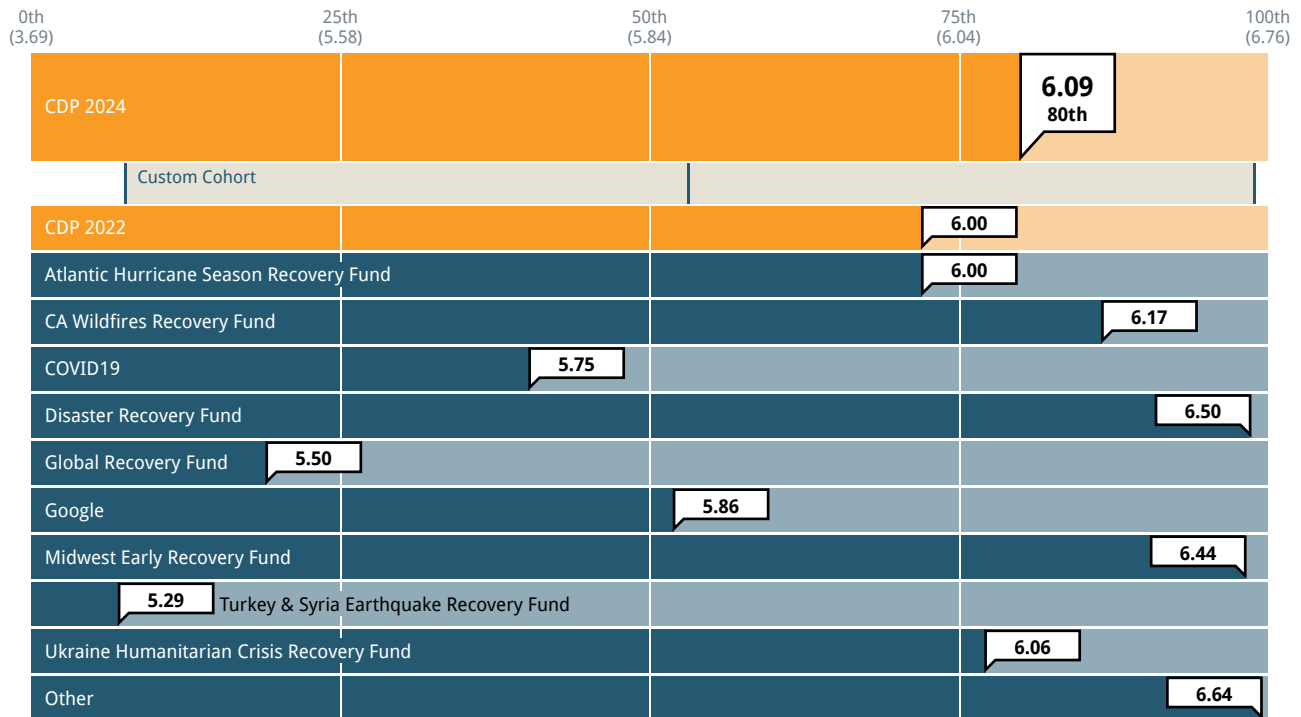
1 = Not at all consistent 7 = Completely consistent



Cohort: Custom Cohort Past results: on Subgroup: Disaster Fund and Designation

Overall, how transparent is CDP with your organization?

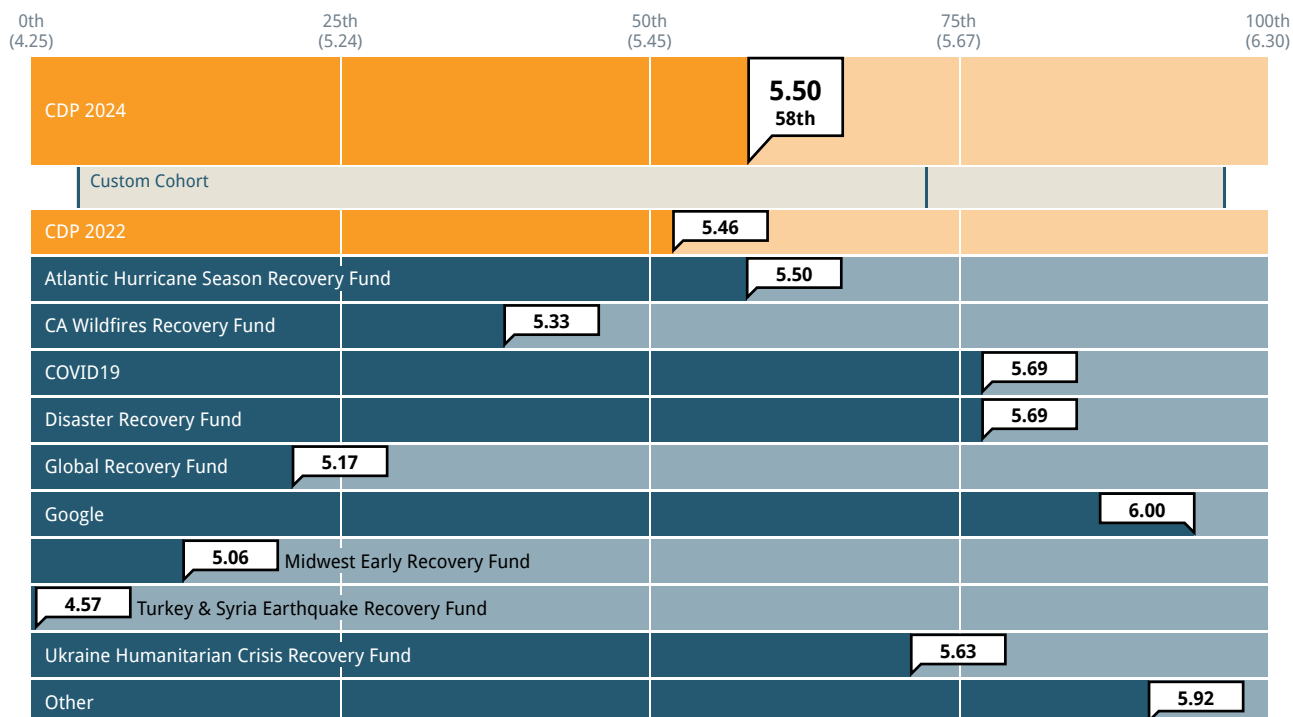
1 = Not at all transparent 7 = Extremely transparent



Cohort: Custom Cohort Past results: on Subgroup: Disaster Fund and Designation

How well do you understand the way in which the work funded by this grant fits into CDP's broader efforts?

1 = Limited understanding 7 = Thorough understanding

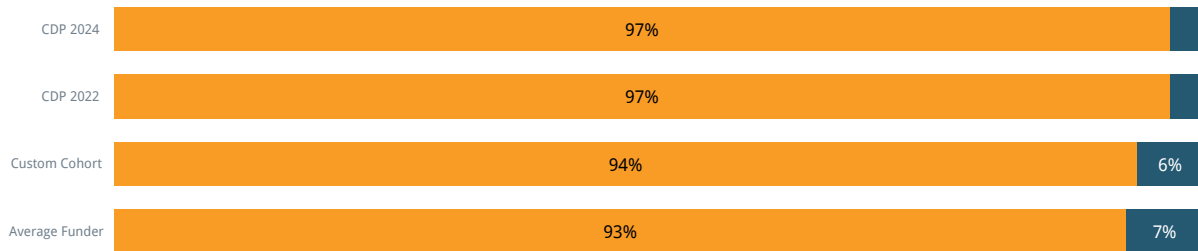


Cohort: Custom Cohort Past results: on Subgroup: Disaster Fund and Designation

Grant Processes

Did you submit an application to CDP for this grant?

Submitted an application Did not submit an application

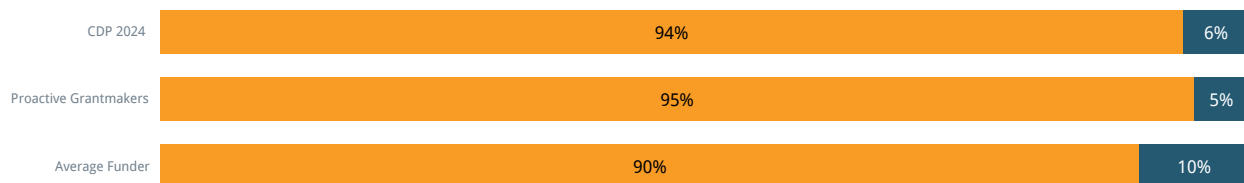


Cohort: Custom Cohort Past results: on

The following question was only asked of grantees that indicated submitting an application for their grant. This question was recently added to the grantee survey and depicts comparative data from fewer than 80 funders in the dataset.

Did you have contact with a CDP staff member via phone, email, or in-person/video before you applied?

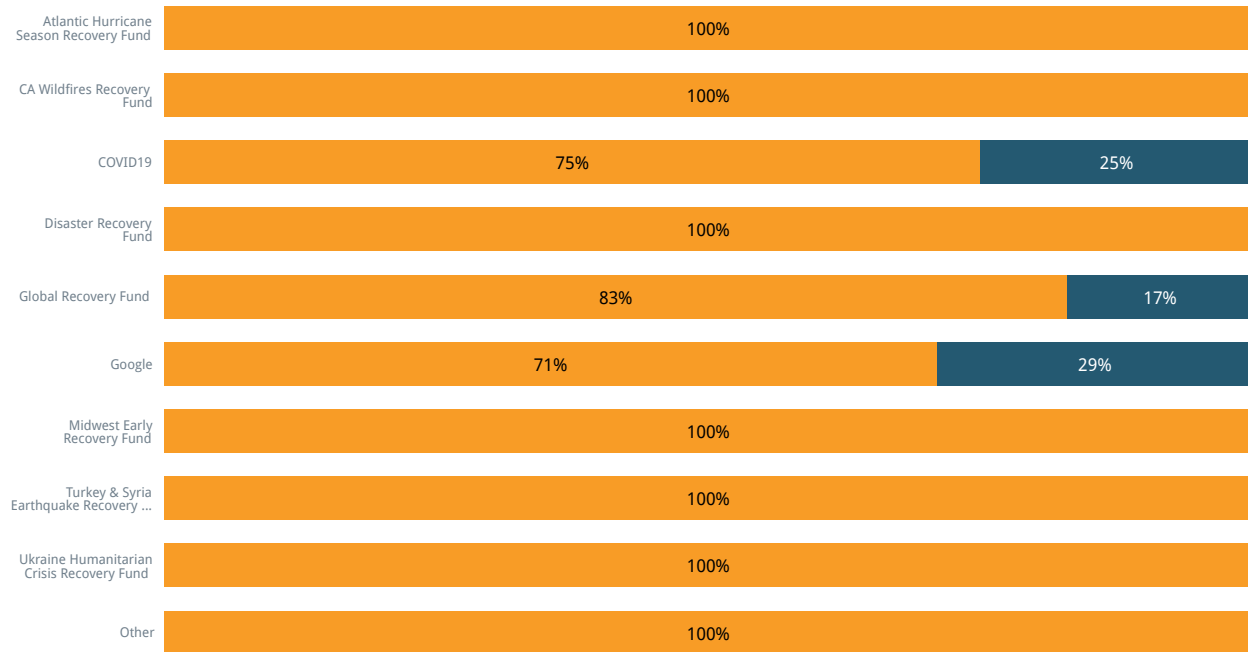
Yes No



Cohort: Proactive Grantmakers Past results: on

Did you have contact with a CDP staff member via phone, email, or in-person/video before you applied? - By Subgroup

Yes No

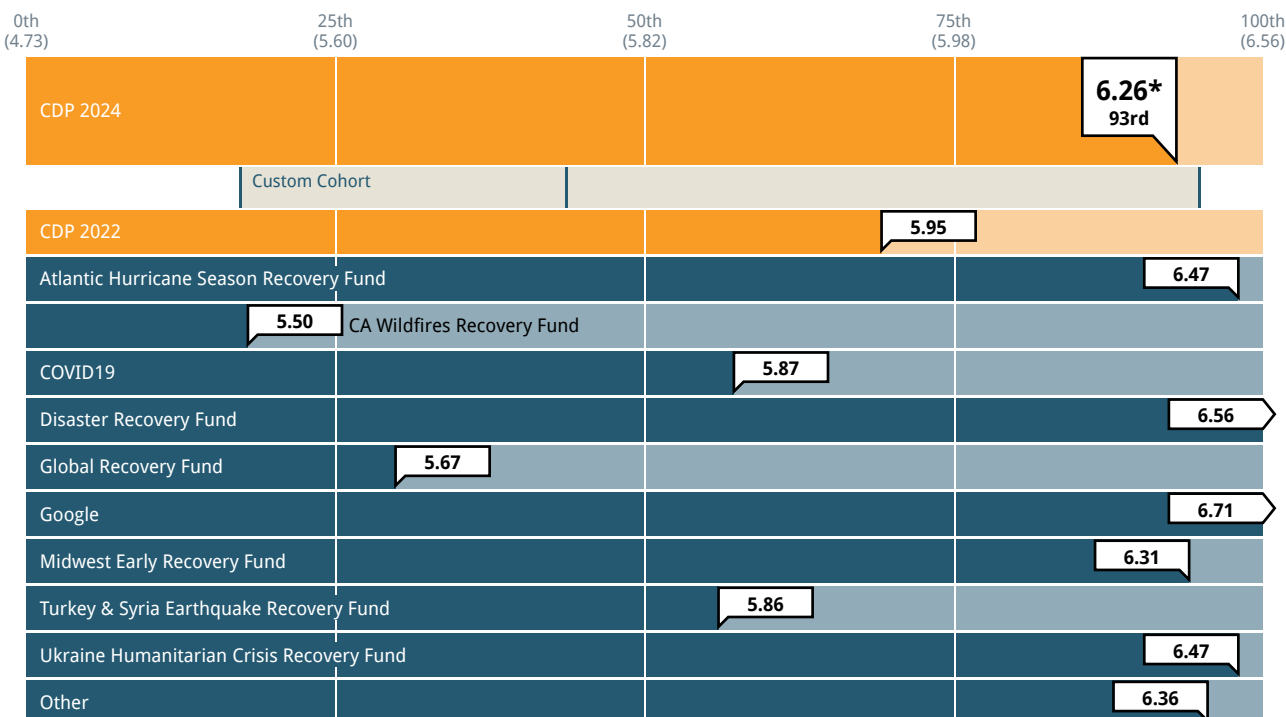


Subgroup: Disaster Fund and Designation

Selection Process

To what extent was CDP's selection process a helpful opportunity to strengthen the efforts funded by the grant?

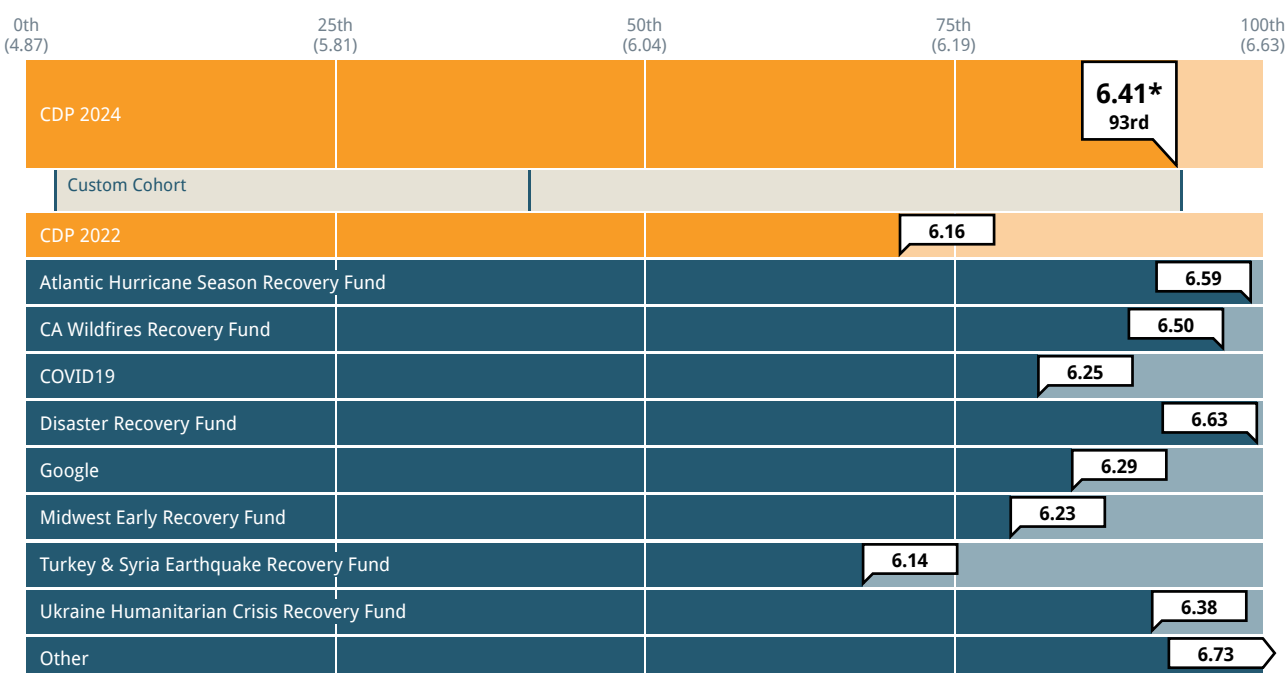
1 = Not at all 7 = To a great extent



Cohort: Custom Cohort Past results: on Subgroup: Disaster Fund and Designation

To what extent was CDP's selection process an appropriate level of effort given the amount of funding received?

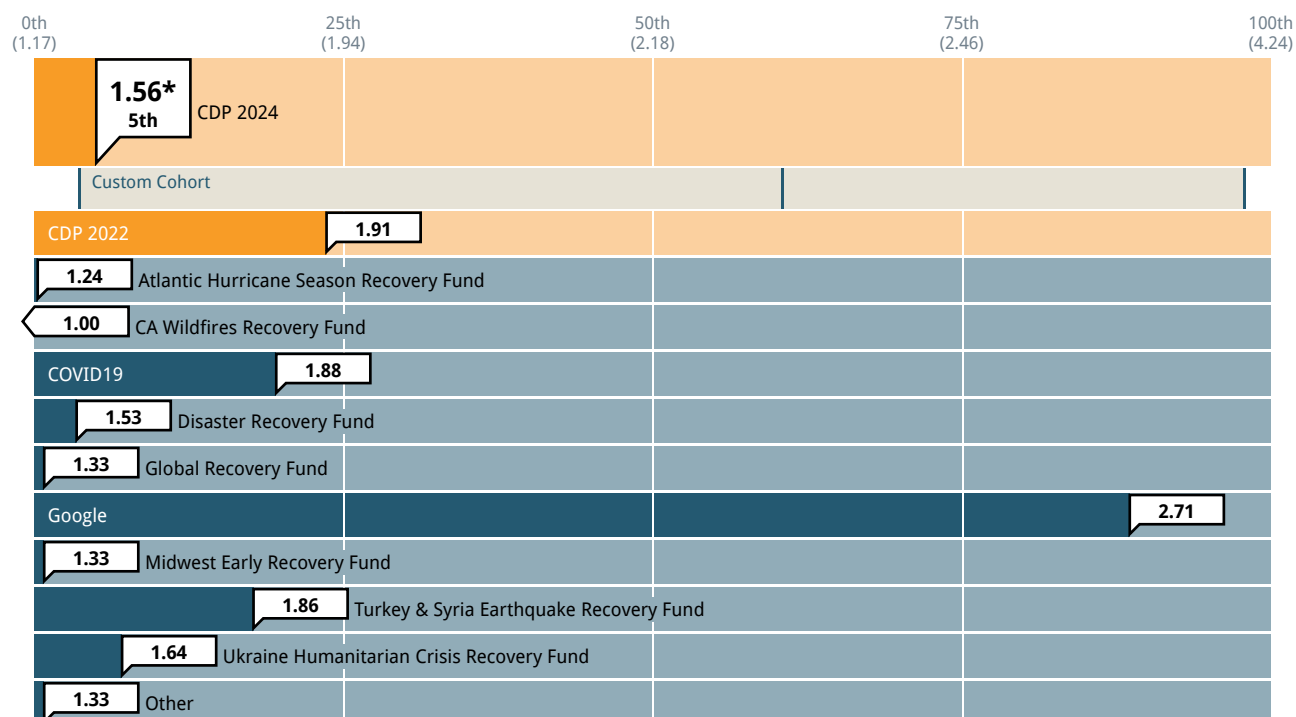
1 = Not at all 7 = To a great extent



Cohort: Custom Cohort Past results: on Subgroup: Disaster Fund and Designation

As you developed your grant application, how much pressure did you feel to modify your organization's priorities in order to create a grant application that was likely to receive funding?

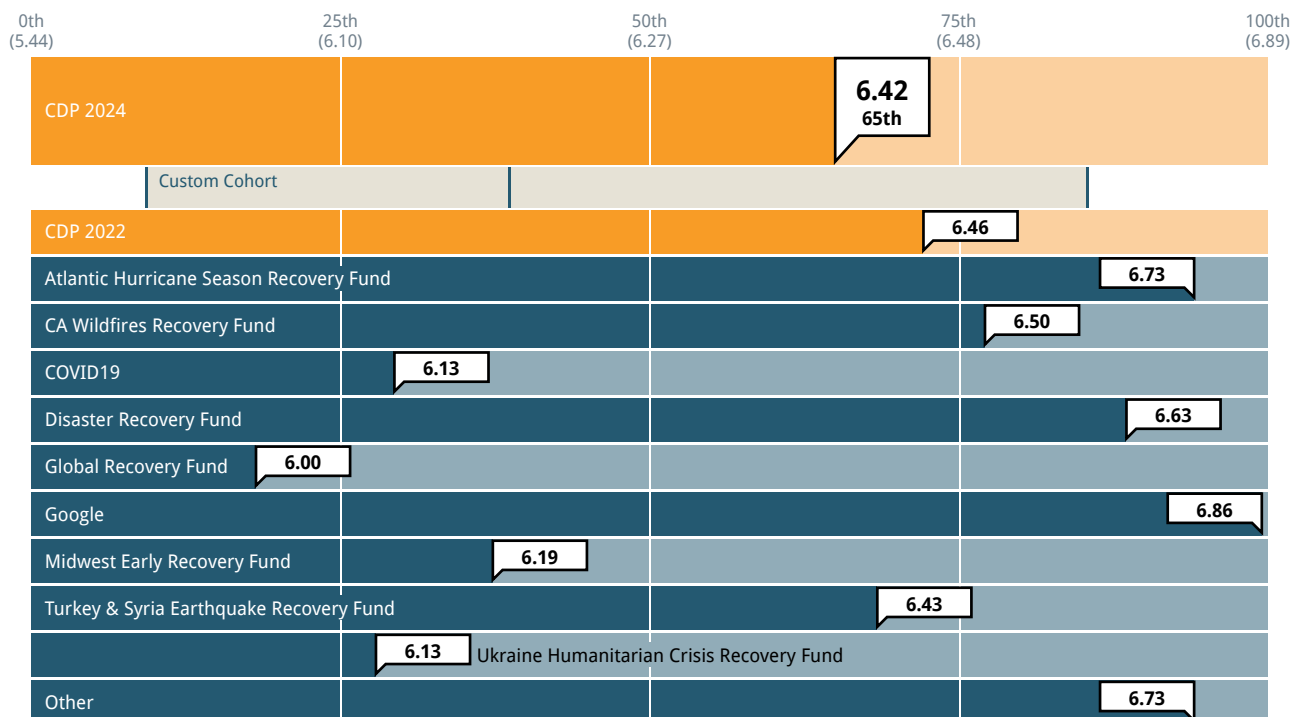
1 = No pressure 7 = Significant pressure



Cohort: Custom Cohort Past results: on Subgroup: Disaster Fund and Designation

To what extent was CDP clear and transparent about the selection process requirements and timelines?

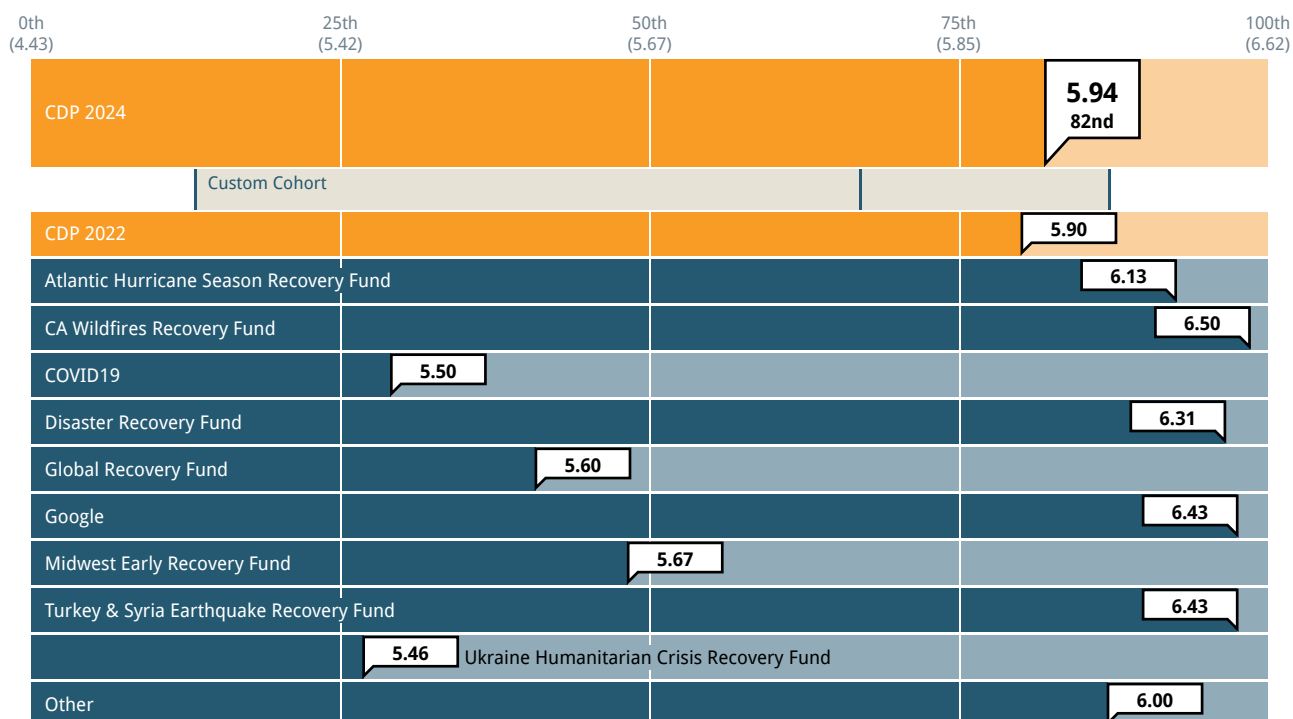
1 = Not at all 7 = To a great extent



Cohort: Custom Cohort Past results: on Subgroup: Disaster Fund and Designation

To what extent was CDP clear and transparent about the criteria CDP uses to decide whether an application would be funded or declined?

1 = Not at all 7 = To a great extent



Cohort: Custom Cohort Past results: on Subgroup: Disaster Fund and Designation

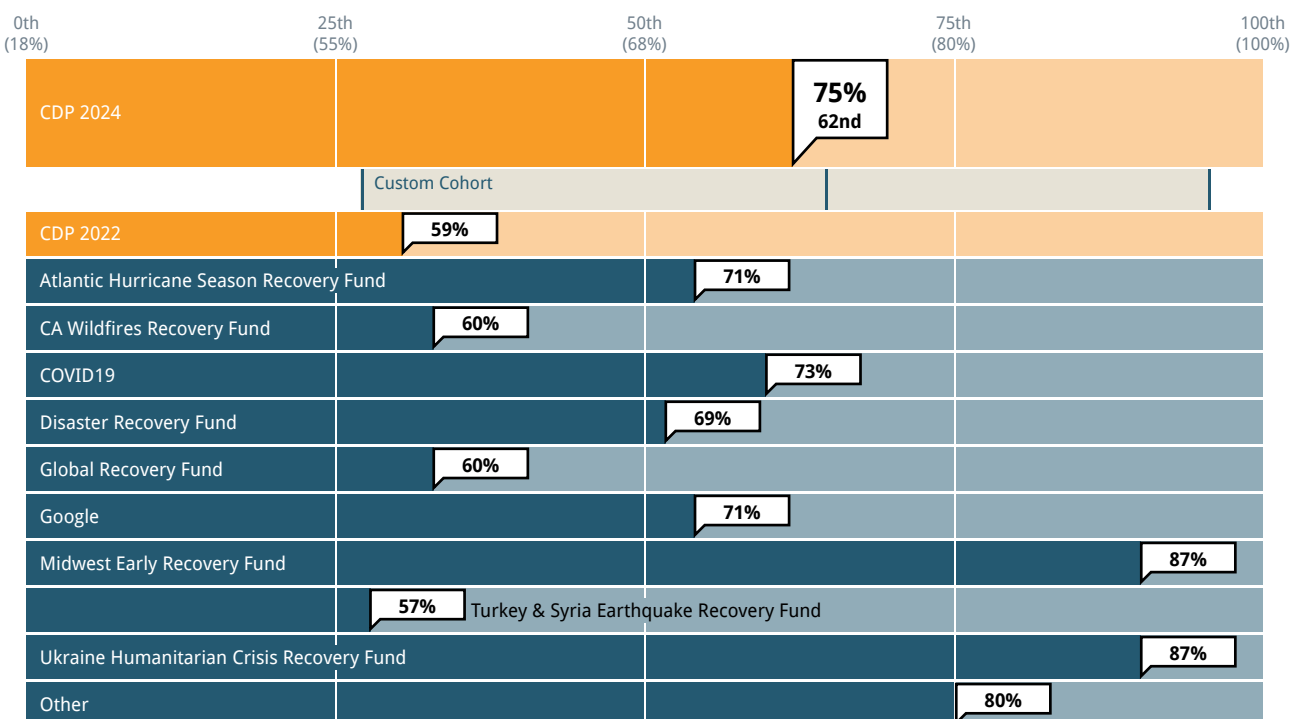
Reporting and Evaluation Process

Definition of Reporting and Evaluation

- "Reporting" - CDP's standard oversight, monitoring, and grant reporting.
- "Evaluation" - formal activities *beyond reporting* undertaken by CDP to assess or learn about a grant, a program, or CDP's efforts.

At any point during the application or the grant period, did CDP and your organization exchange ideas regarding how your organization would assess the results of the work funded by this grant?

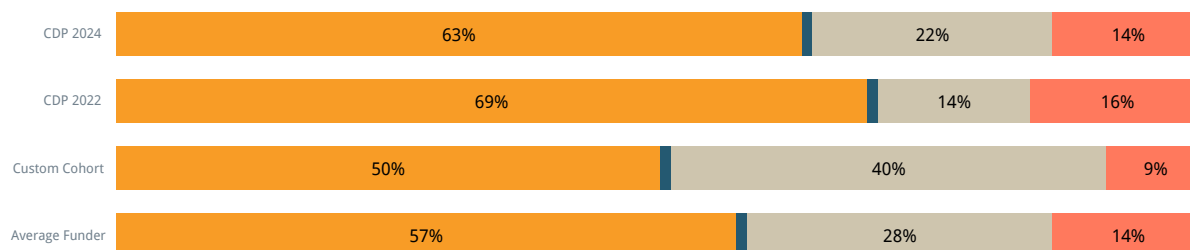
Proportion of grantees responding 'Yes'



Cohort: Custom Cohort Past results: on Subgroup: Disaster Fund and Designation

Participation in Reporting and/or Evaluation Processes

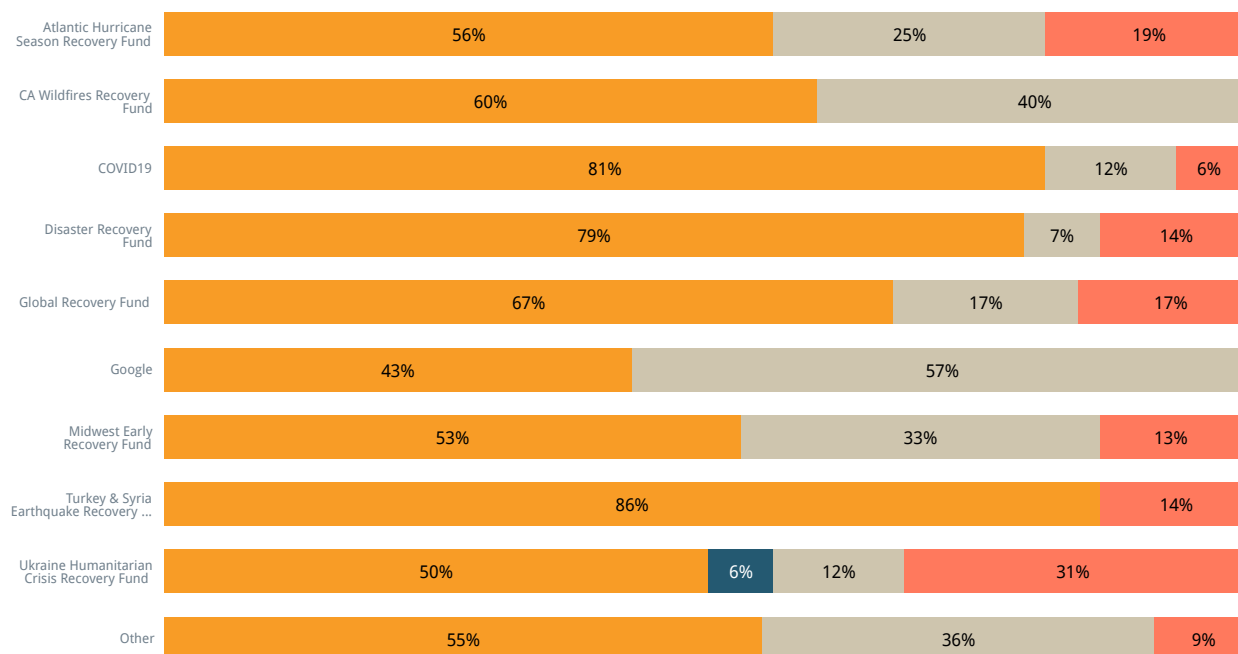
■ Participated in a reporting process only
 ■ Participated in an evaluation process only
 ■ Participated in both a reporting and an evaluation process
 ■ Participated in neither a reporting nor an evaluation process



Cohort: Custom Cohort Past results: on

Participation in Reporting and/or Evaluation Processes - By Subgroup

■ Participated in a reporting process only
 ■ Participated in an evaluation process only
 ■ Participated in both a reporting and an evaluation process
 ■ Participated in neither a reporting nor an evaluation process



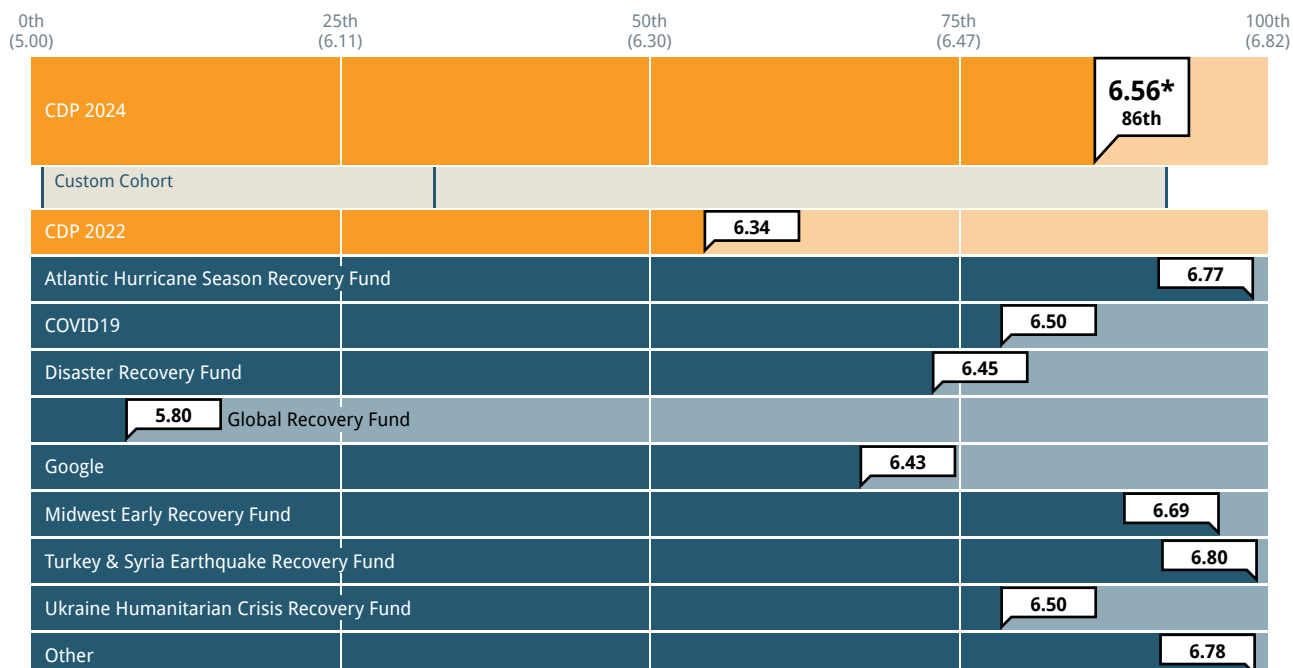
Subgroup: Disaster Fund and Designation

Reporting Process

The following questions were only asked of grantees that indicated having participated in a reporting process. See the "Reporting and Evaluation Process" page for data on the proportion of grantees participating in this process.

To what extent was CDP's reporting process straightforward?

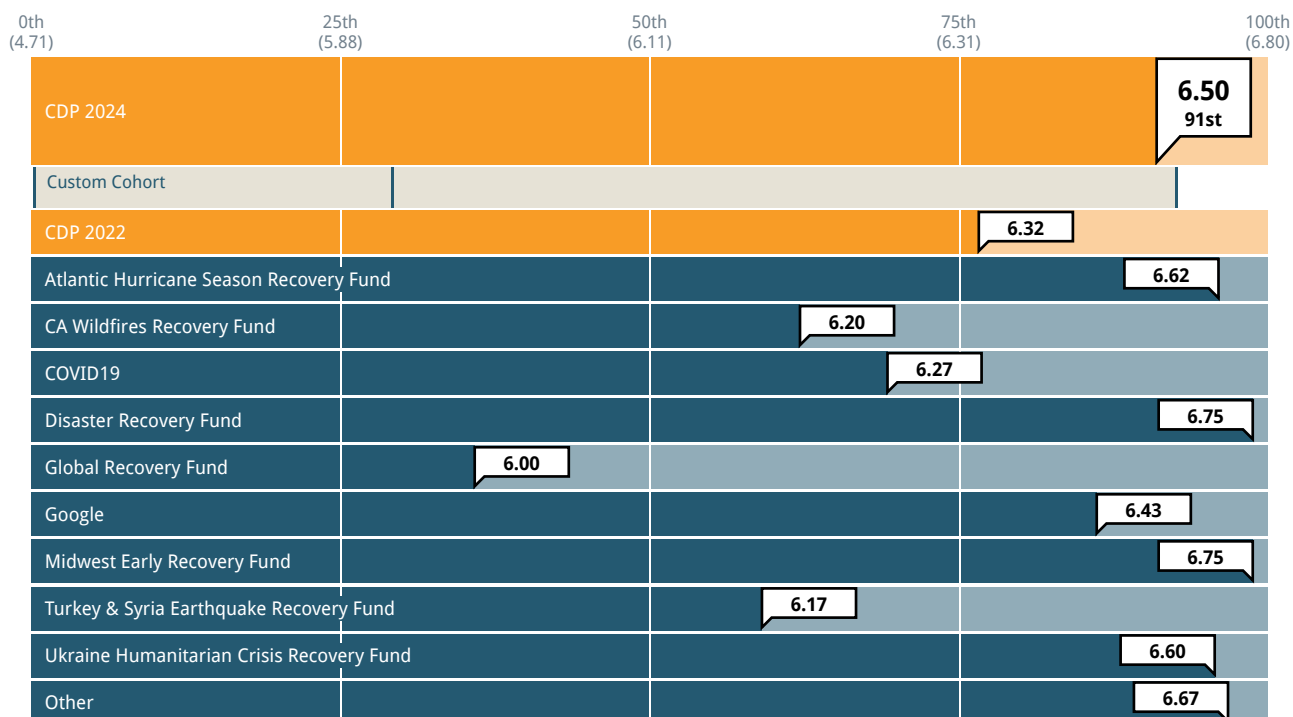
1 = Not at all 7 = To a great extent



Cohort: Custom Cohort Past results: on Subgroup: Disaster Fund and Designation

To what extent was CDP's reporting process adaptable, if necessary, to fit your circumstances?

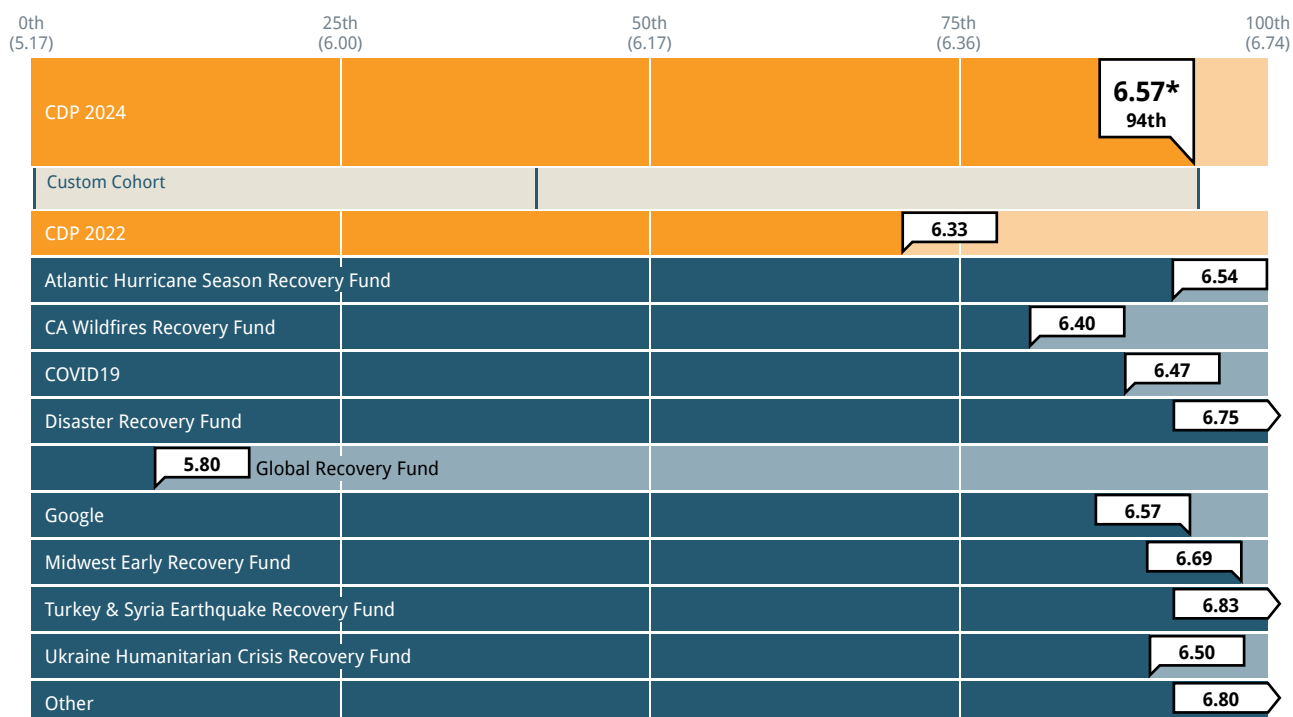
1 = Not at all 7 = To a great extent



Cohort: Custom Cohort Past results: on Subgroup: Disaster Fund and Designation

To what extent was CDP's reporting process relevant, with questions and measures pertinent to the work funded by this grant?

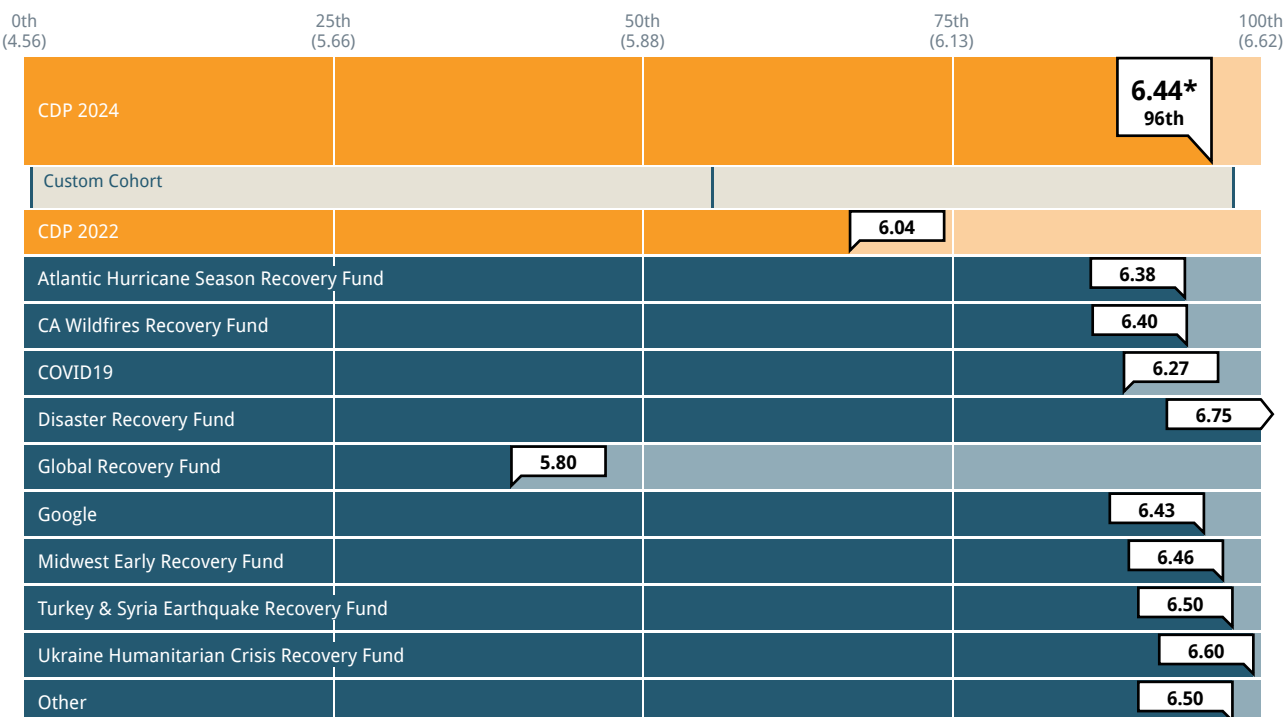
1 = Not at all 7 = To a great extent



Cohort: Custom Cohort Past results: on Subgroup: Disaster Fund and Designation

To what extent was CDP's reporting process a helpful opportunity for you to reflect and learn?

1 = Not at all 7 = To a great extent



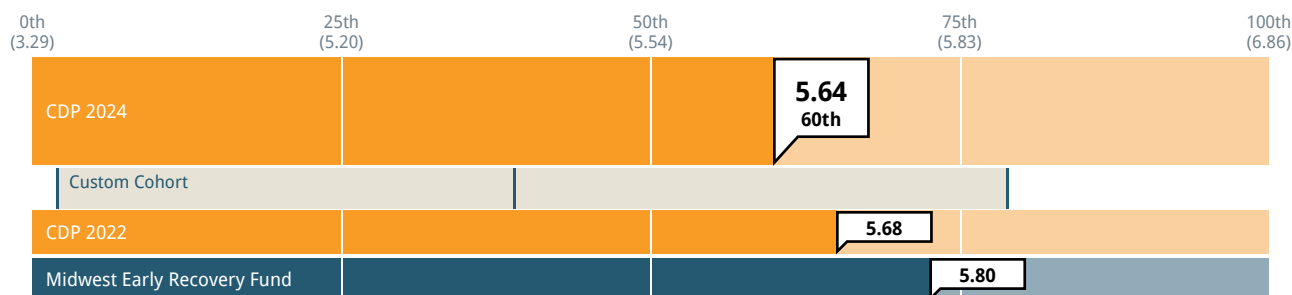
Cohort: Custom Cohort Past results: on Subgroup: Disaster Fund and Designation

Evaluation Process

The following questions were only asked of grantees that indicated having participated in an evaluation process. See the "Reporting and Evaluation Process" page for data on the proportion of grantees participating in this process.

To what extent did the evaluation incorporate input from your organization in the design of the evaluation?

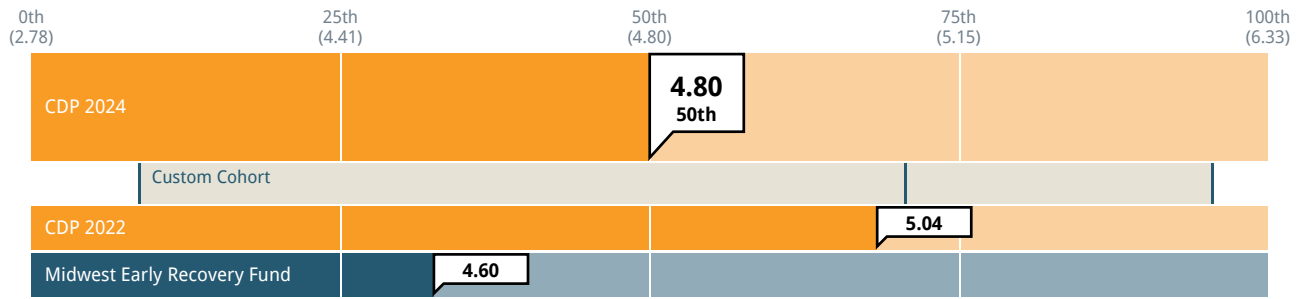
1 = Not at all 7 = To a great extent



Cohort: Custom Cohort Past results: on Subgroup: Disaster Fund and Designation

To what extent did the evaluation result in your organization making changes to the work that was evaluated?

1 = Not at all 7 = To a great extent

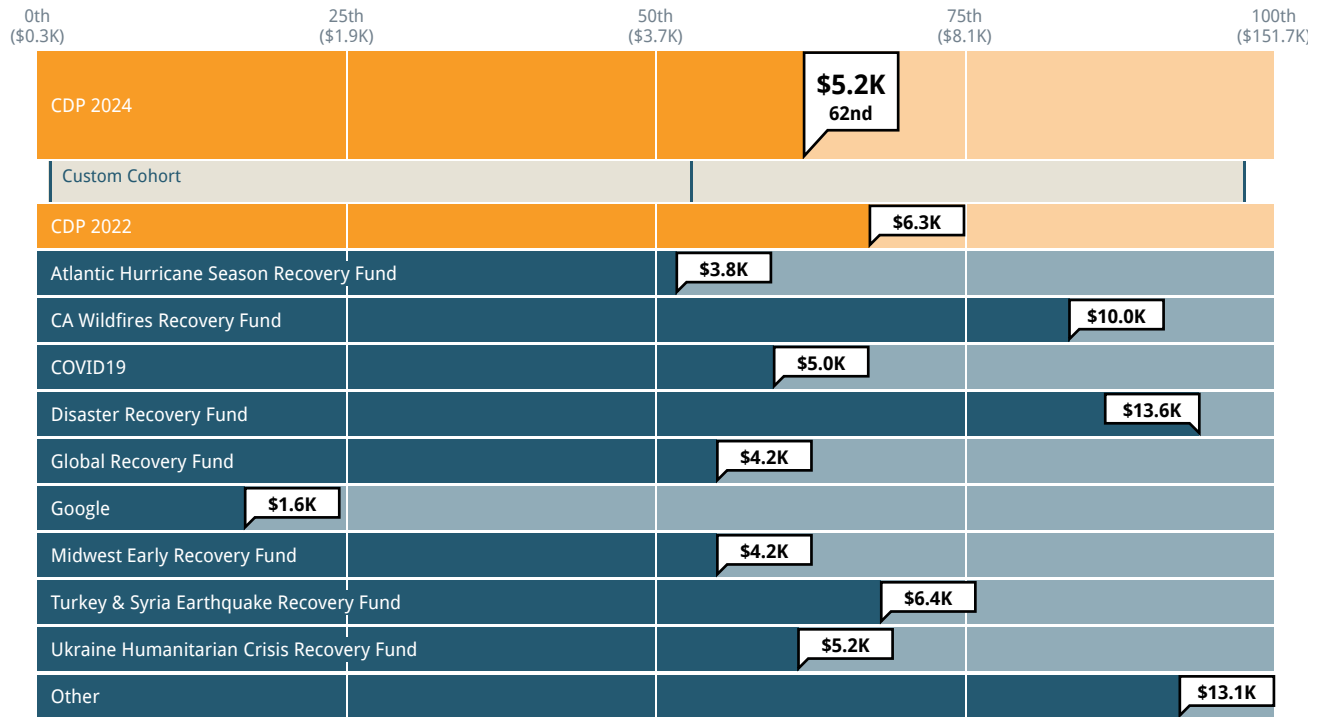


Cohort: Custom Cohort Past results: on Subgroup: Disaster Fund and Designation

Dollar Return and Time Spent on Processes

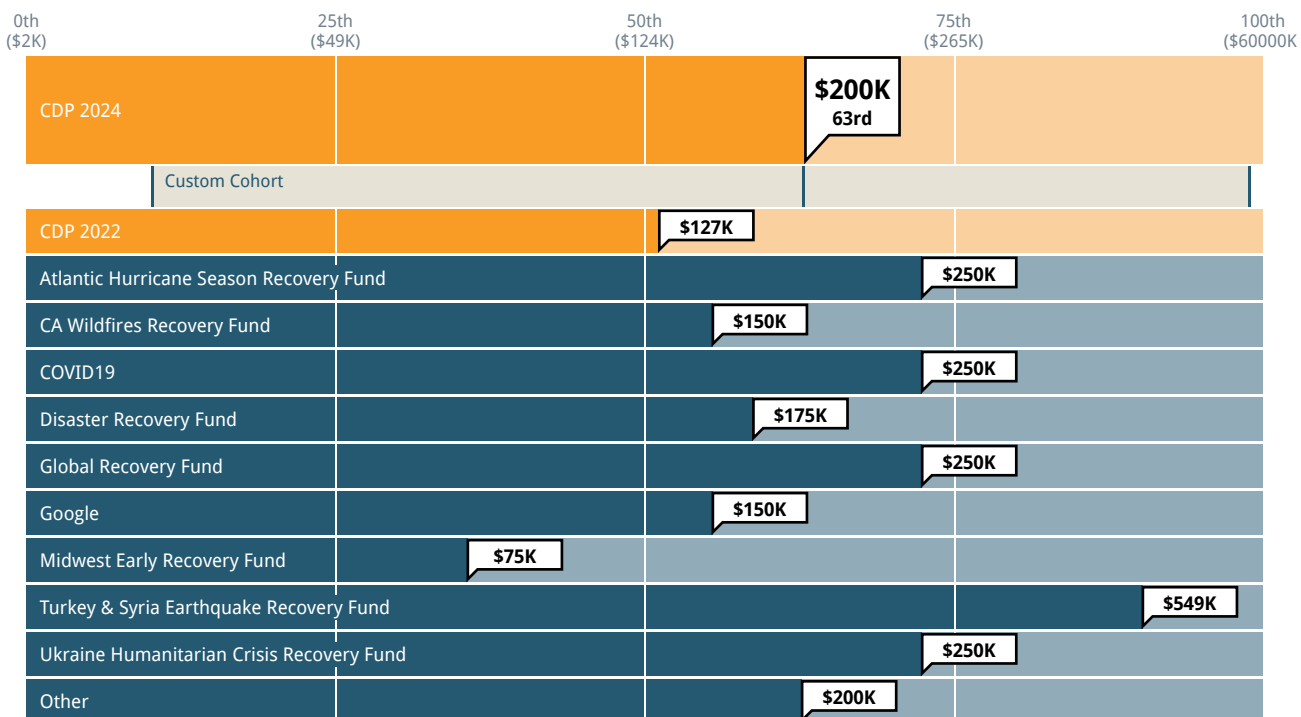
Dollar Return: Median grant dollars awarded per process hour required

Includes total grant dollars awarded and total time necessary to fulfill the requirements over the lifetime of the grant



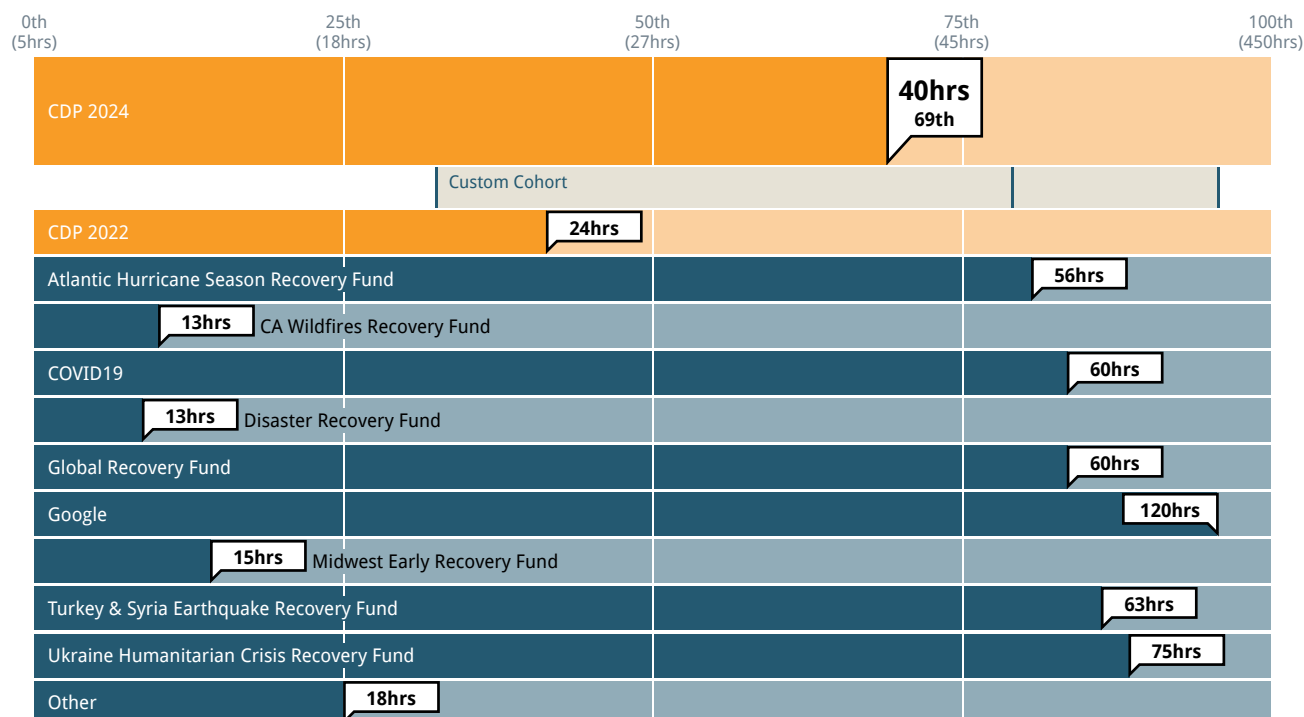
Cohort: Custom Cohort Past results: on Subgroup: Disaster Fund and Designation

Median Grant Size



Cohort: Custom Cohort Past results: on Subgroup: Disaster Fund and Designation

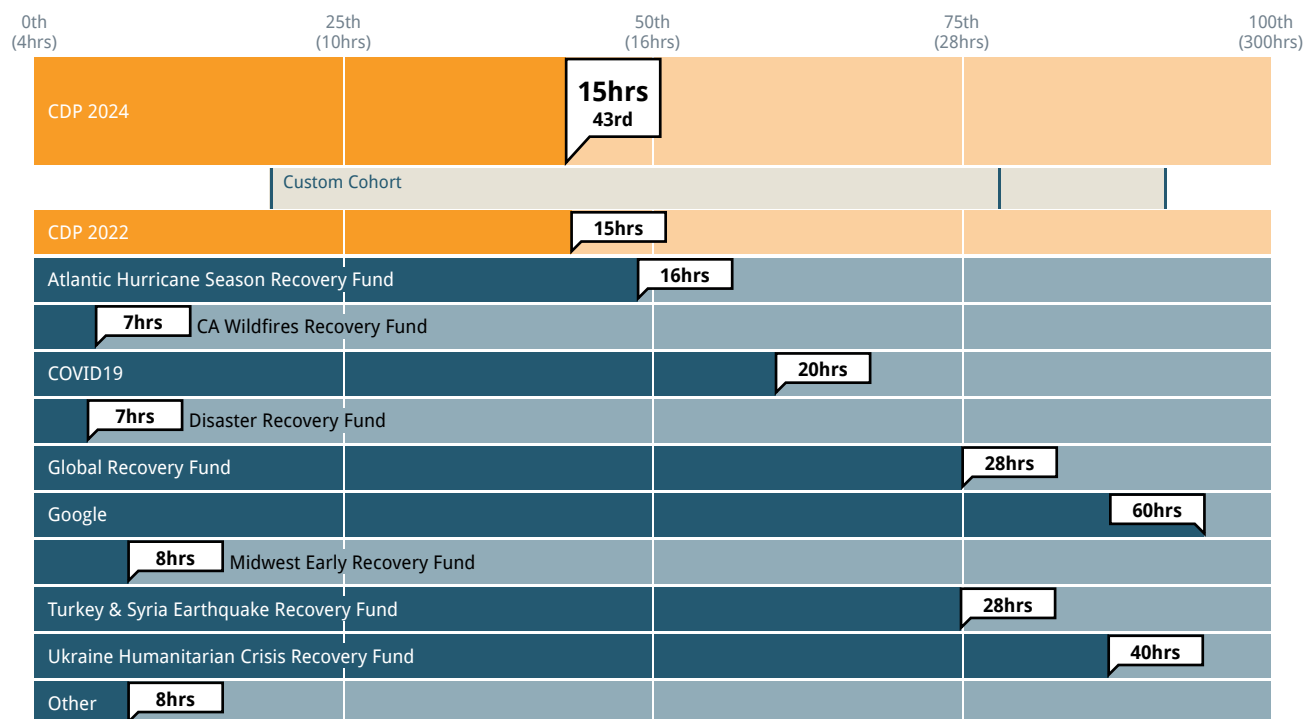
Median hours spent by grantees on funder requirements over grant lifetime



Cohort: Custom Cohort Past results: on Subgroup: Disaster Fund and Designation

Time Spent on Application and Selection Process

Median Hours Spent on Application and Selection Process



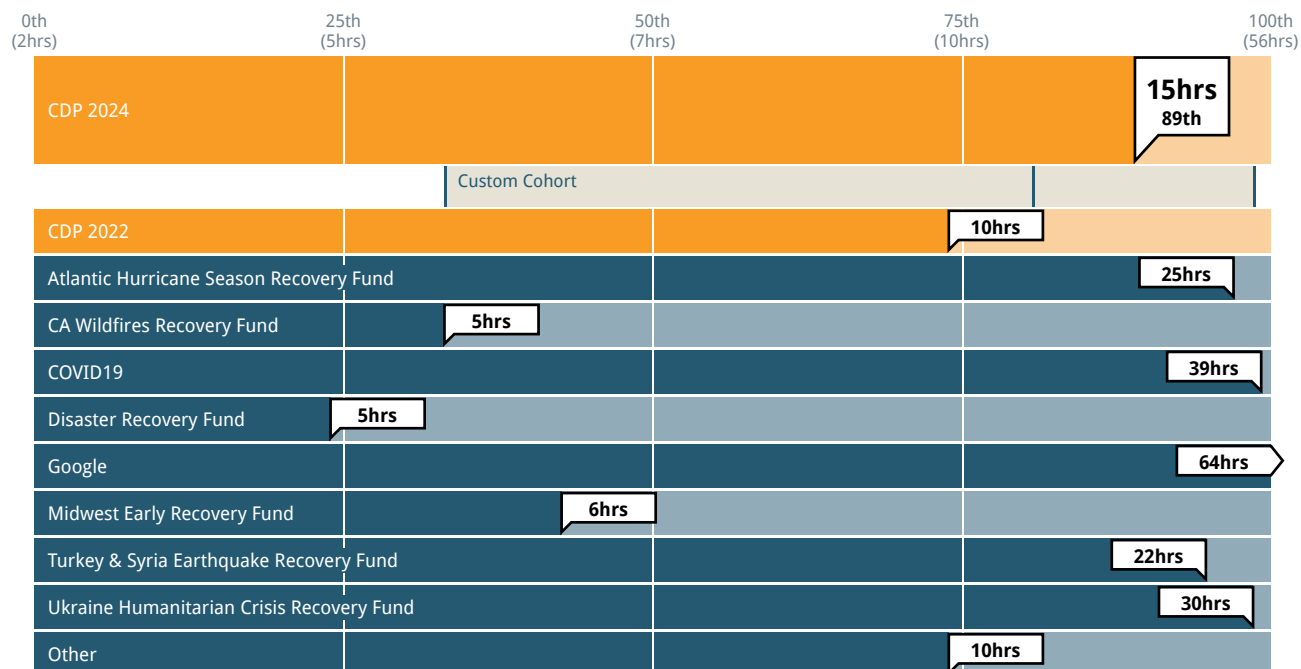
Cohort: Custom Cohort Past results: on Subgroup: Disaster Fund and Designation

Selected Cohort: Custom Cohort				
Time Spent On Application and Selection Process	CDP 2024	CDP 2022	Average Funder	Custom Cohort
1 to 9 hours	35%	36%	27%	19%
10 to 19 hours	18%	25%	22%	16%
20 to 29 hours	15%	20%	16%	15%
30 to 39 hours	7%	6%	6%	8%
40 to 49 hours	10%	9%	10%	13%
50 to 99 hours	6%	3%	10%	18%
100 to 199 hours	7%	2%	5%	7%
200+ hours	3%	0%	3%	4%

Selected Subgroup: Disaster Fund and Designation								
Time Spent On Application and Selection Process (By Subgroup)								
	1 to 9 hours	10 to 19 hours	20 to 29 hours	30 to 39 hours	40 to 49 hours	50 to 99 hours	100 to 199 hours	200+ hours
Atlantic Hurricane Season Recovery Fund	24%	29%	24%	18%	0%	0%	6%	0%
CA Wildfires Recovery Fund	67%	0%	33%	0%	0%	0%	0%	0%
COVID19	20%	27%	20%	7%	13%	13%	0%	0%
Disaster Recovery Fund	56%	25%	6%	0%	0%	0%	6%	6%
Global Recovery Fund	0%	20%	40%	0%	20%	0%	0%	20%
Google	17%	17%	0%	0%	17%	17%	33%	0%
Midwest Early Recovery Fund	57%	14%	7%	7%	0%	0%	7%	7%
Turkey & Syria Earthquake Recovery Fund	17%	33%	0%	0%	17%	17%	17%	0%
Ukraine Humanitarian Crisis Recovery Fund	6%	0%	19%	6%	38%	19%	12%	0%
Other	67%	8%	8%	17%	0%	0%	0%	0%

Time Spent on Reporting and Evaluation Process

Median Hours Spent on Monitoring, Reporting and Evaluation Process Per Year



Cohort: Custom Cohort Past results: on Subgroup: Disaster Fund and Designation

Selected Cohort: Custom Cohort				
Time Spent On Monitoring, Reporting, And Evaluation Process (Annualized)	CDP 2024	CDP 2022	Average Funder	Custom Cohort
1 to 9 hours	42%	45%	58%	45%
10 to 19 hours	14%	16%	18%	19%
20 to 29 hours	9%	15%	9%	10%
30 to 39 hours	12%	6%	3%	5%
40 to 49 hours	4%	3%	3%	5%
50 to 99 hours	13%	7%	4%	8%
100+ hours	6%	7%	4%	8%

Selected Subgroup: Disaster Fund and Designation							
Time Spent On Monitoring, Reporting, And Evaluation Process (Annualized) (By Subgroup)							
	1 to 9 hours	10 to 19 hours	20 to 29 hours	30 to 39 hours	40 to 49 hours	50 to 99 hours	100+ hours
Atlantic Hurricane Season Recovery Fund	20%	20%	20%	20%	7%	7%	7%
CA Wildfires Recovery Fund	80%	20%	0%	0%	0%	0%	0%
COVID19	23%	0%	0%	31%	23%	15%	8%
Disaster Recovery Fund	93%	0%	0%	0%	0%	7%	0%
Global Recovery Fund	N/A	N/A	N/A	N/A	N/A	N/A	N/A
Google	17%	0%	17%	0%	0%	50%	17%
Midwest Early Recovery Fund	64%	18%	0%	0%	0%	18%	0%
Turkey & Syria Earthquake Recovery Fund	20%	20%	20%	20%	0%	20%	0%
Ukraine Humanitarian Crisis Recovery Fund	27%	9%	9%	18%	0%	18%	18%
Other	45%	36%	9%	0%	0%	0%	9%

Customized Questions

Please rate the extent to which you agree or disagree with the following statements about CDP's grantmaking:

1 = Strongly disagree 4 = Neither agree nor disagree 7 = Strongly agree

CDP 2024 CDP 2022

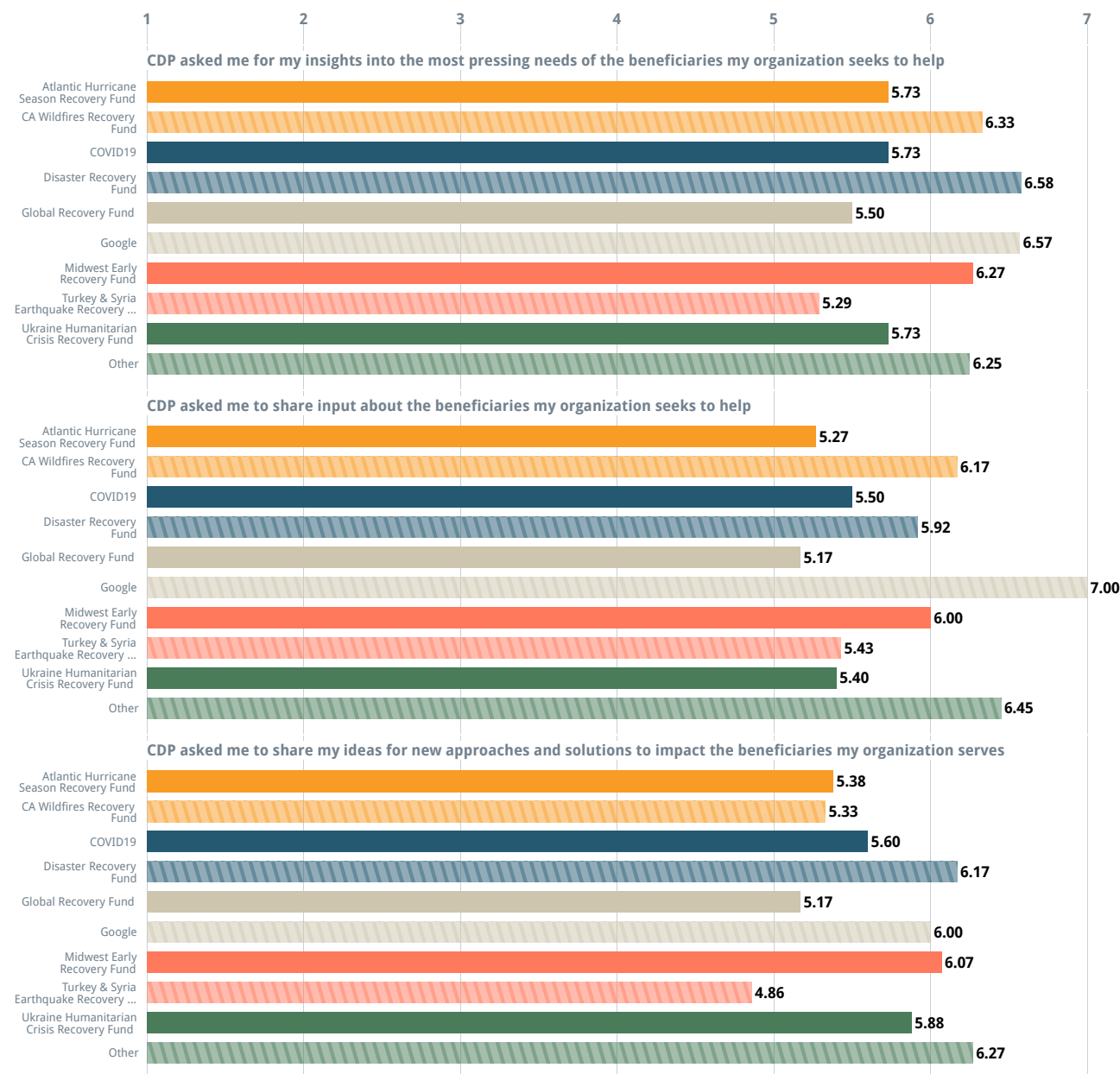


Cohort: None Past results: on

Please rate the extent to which you agree or disagree with the following statements about CDP's grantmaking: - By Subgroup

1 = Strongly disagree 4 = Neither agree nor disagree 7 = Strongly agree

Atlantic Hurricane Season Recovery Fund CA Wildfires Recovery Fund COVID19 Disaster Recovery Fund Global Recovery Fund Google
 Midwest Early Recovery Fund Turkey & Syria Earthquake Recovery Fund Ukraine Humanitarian Crisis Recovery Fund Other

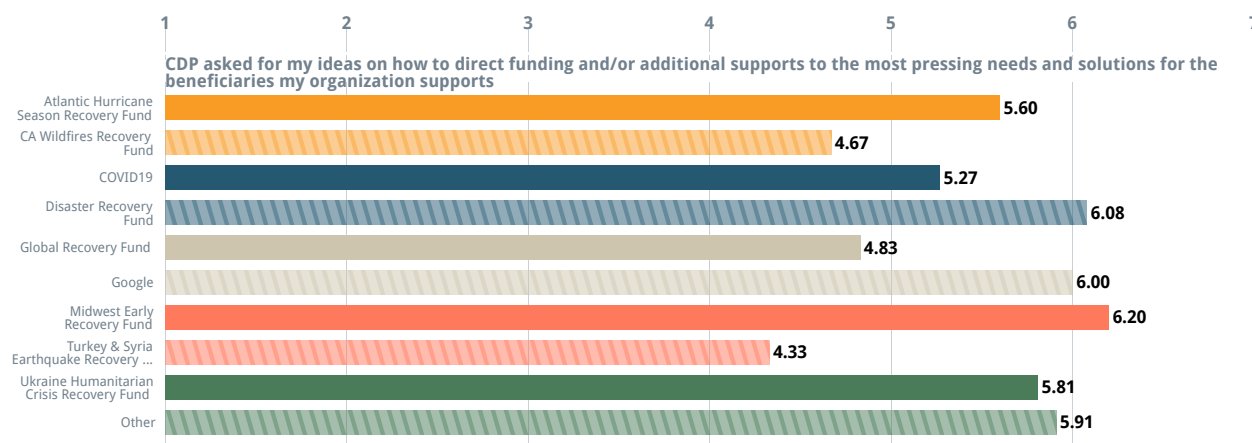


Subgroup: Disaster Fund and Designation

Please rate the extent to which you agree or disagree with the following statements about CDP's grantmaking: - By Subgroup (cont.)

1 = Strongly disagree 4 = Neither agree nor disagree 7 = Strongly agree

Atlantic Hurricane Season Recovery Fund CA Wildfires Recovery Fund COVID19 Disaster Recovery Fund Global Recovery Fund Google
Midwest Early Recovery Fund Turkey & Syria Earthquake Recovery Fund Ukraine Humanitarian Crisis Recovery Fund Other

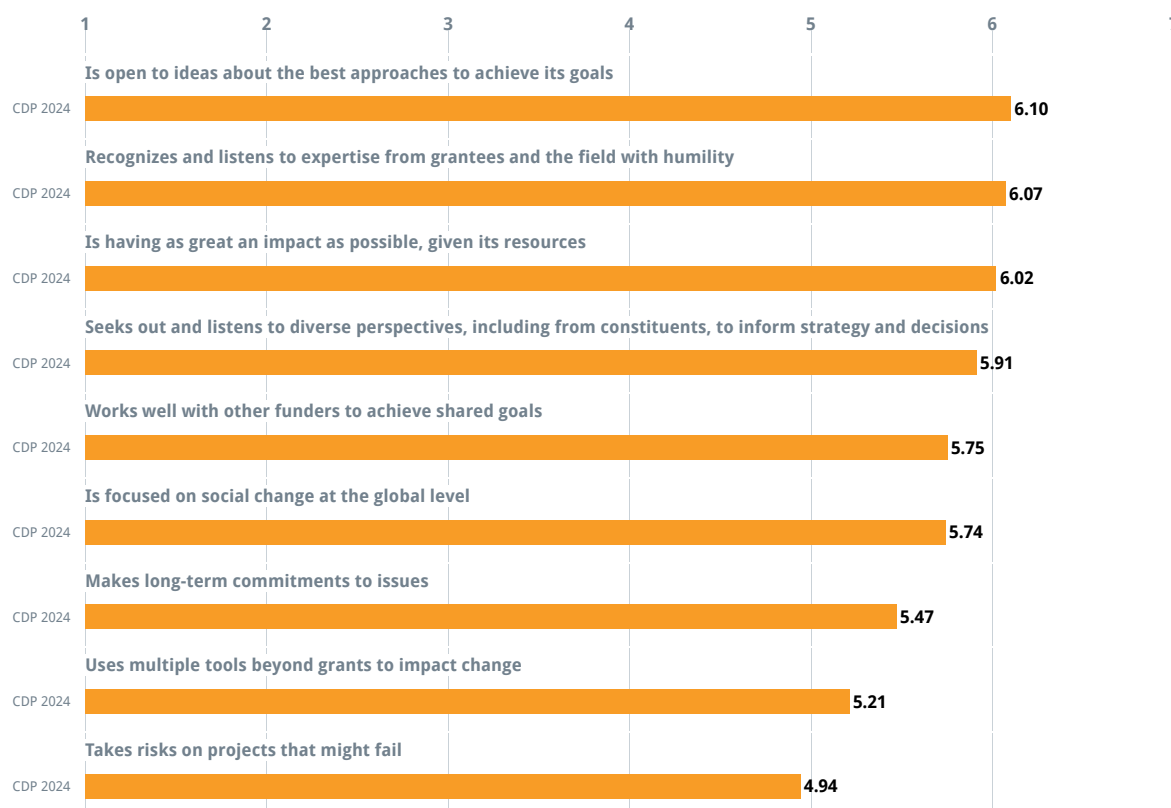


Subgroup: Disaster Fund and Designation

Please indicate how strongly you associate CDP with each of the following characteristics: CDP...

1 = Do not associate with CDP 7 = Strongly associate with CDP

CDP 2024

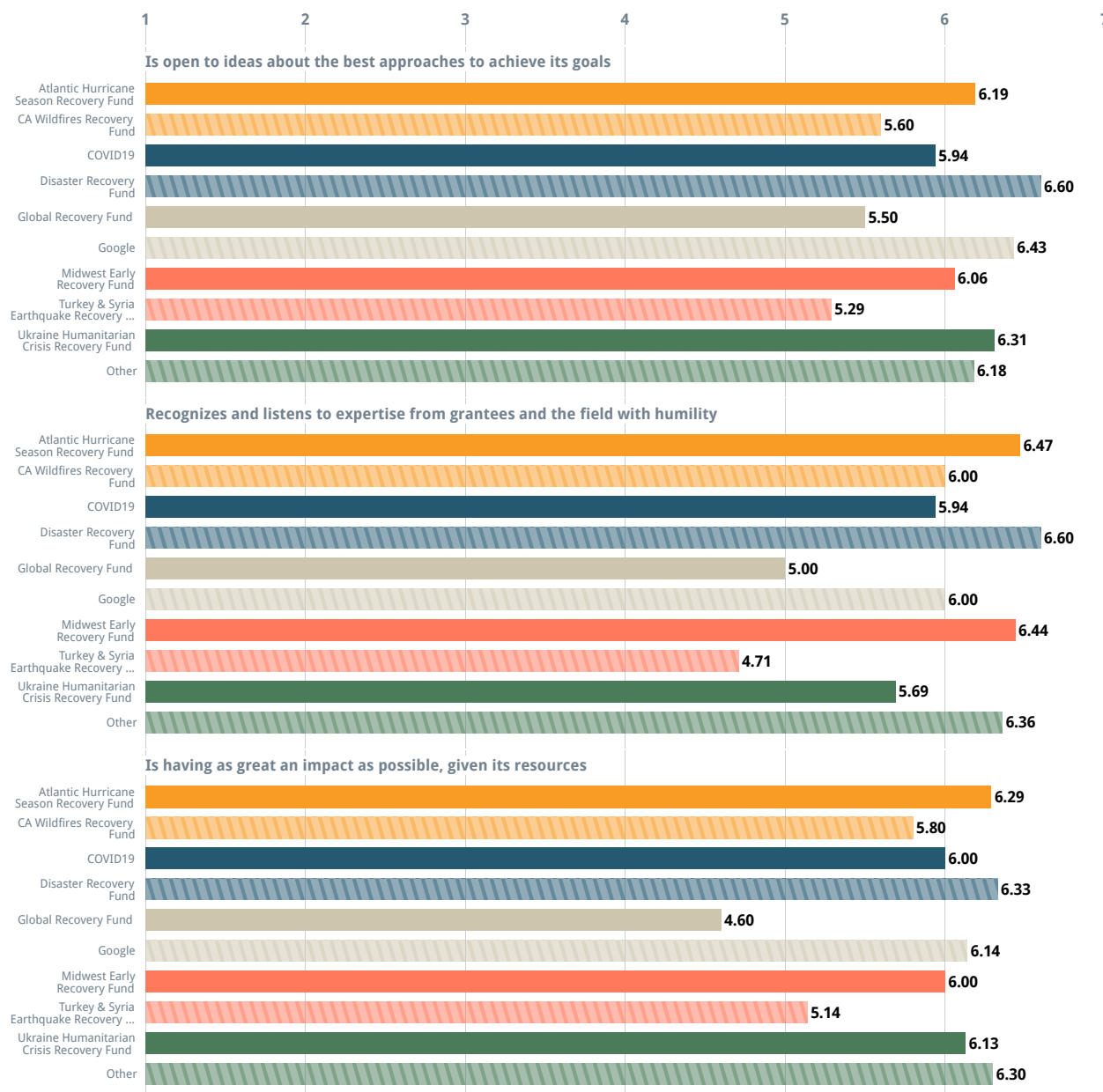


Cohort: None Past results: on

Please indicate how strongly you associate CDP with each of the following characteristics: CDP... - By Subgroup

1 = Do not associate with CDP 7 = Strongly associate with CDP

Atlantic Hurricane Season Recovery Fund CA Wildfires Recovery Fund COVID19 Disaster Recovery Fund Global Recovery Fund Google
Midwest Early Recovery Fund Turkey & Syria Earthquake Recovery Fund Ukraine Humanitarian Crisis Recovery Fund Other

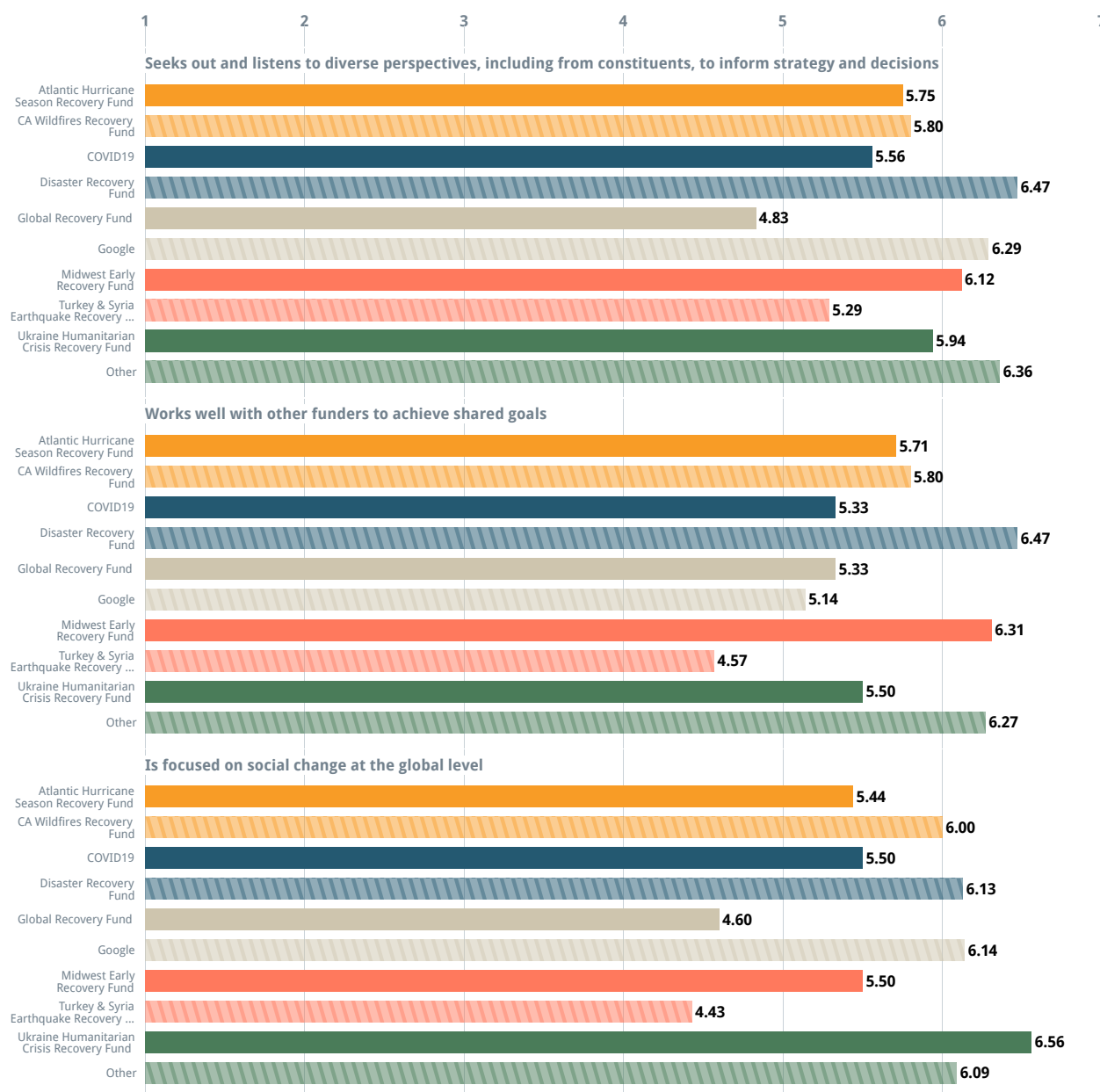


Subgroup: Disaster Fund and Designation

Please indicate how strongly you associate CDP with each of the following characteristics: CDP... - By Subgroup (cont.)

1 = Do not associate with CDP 7 = Strongly associate with CDP

Atlantic Hurricane Season Recovery Fund CA Wildfires Recovery Fund COVID19 Disaster Recovery Fund Global Recovery Fund Google
 Midwest Early Recovery Fund Turkey & Syria Earthquake Recovery Fund Ukraine Humanitarian Crisis Recovery Fund Other

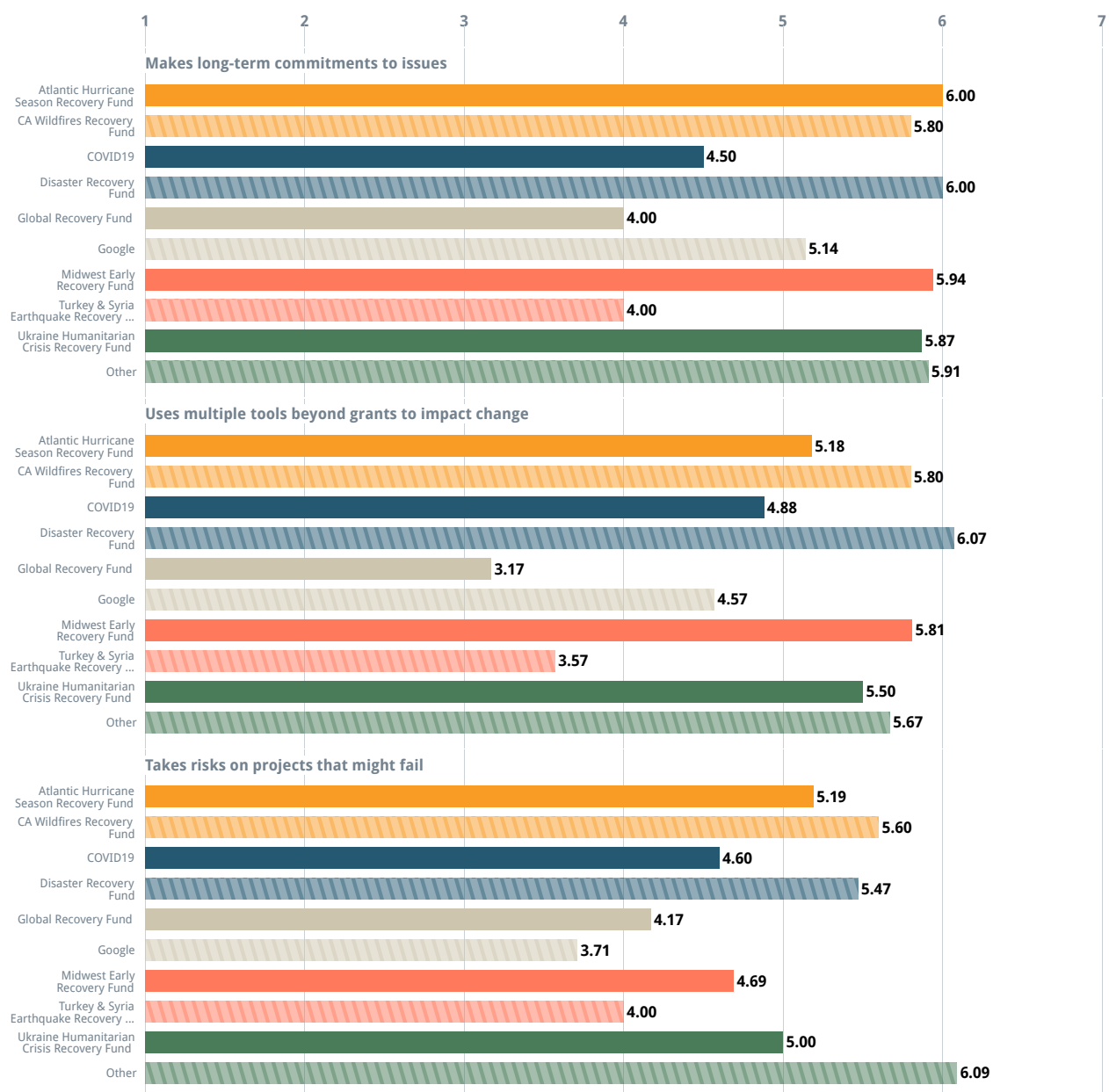


Subgroup: Disaster Fund and Designation

Please indicate how strongly you associate CDP with each of the following characteristics: CDP... - By Subgroup (cont.)

1 = Do not associate with CDP 7 = Strongly associate with CDP

Atlantic Hurricane Season Recovery Fund CA Wildfires Recovery Fund COVID19 Disaster Recovery Fund Global Recovery Fund Google
 Midwest Early Recovery Fund Turkey & Syria Earthquake Recovery Fund Ukraine Humanitarian Crisis Recovery Fund Other



Subgroup: Disaster Fund and Designation

How strongly do you agree or disagree with the following statements about the online application and reporting processes?

1 = Strongly disagree 4 = Neither agree nor disagree 7 = Strongly agree

CDP 2024 CDP 2022



Cohort: None Past results: on

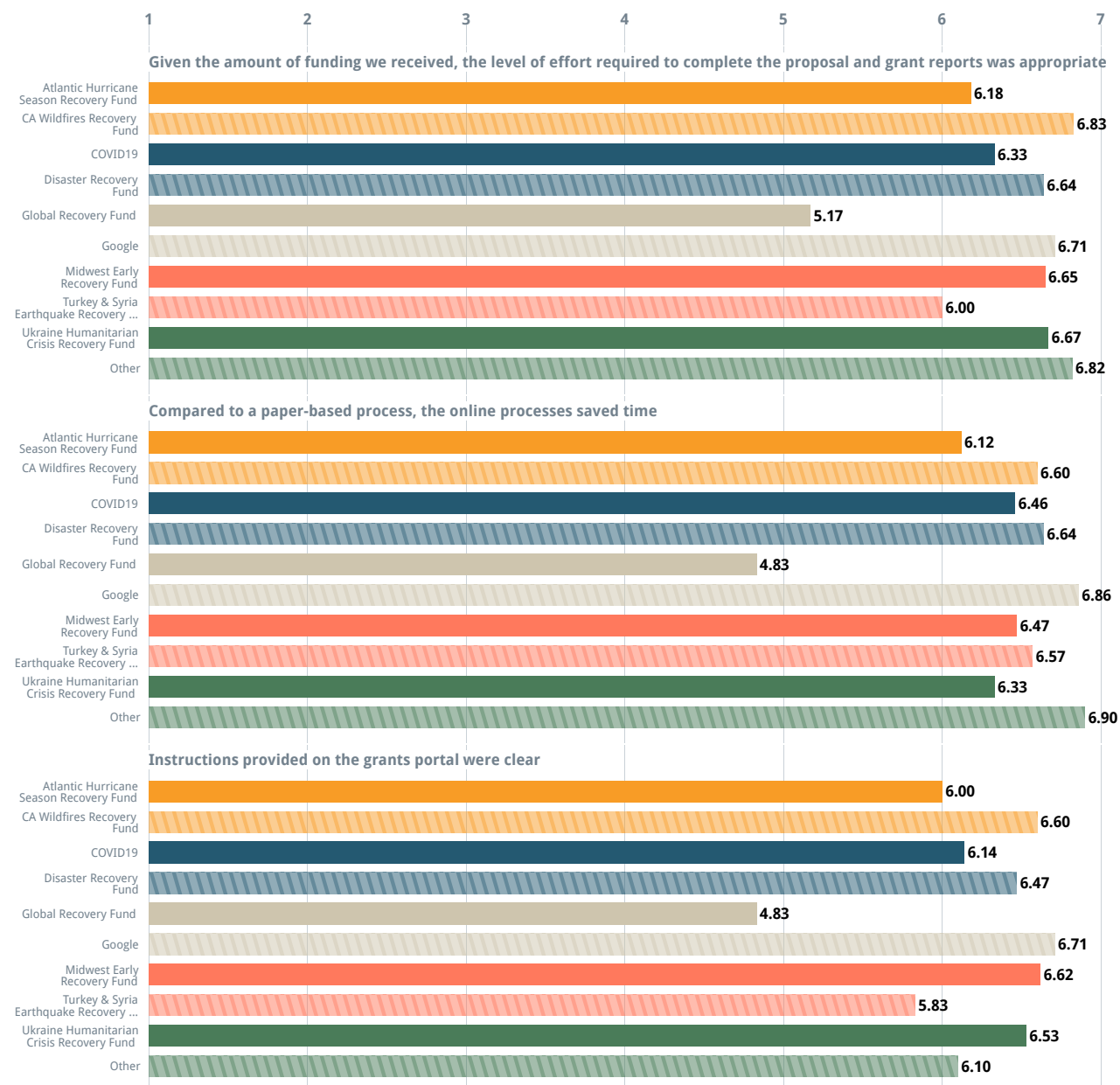
Note - Grantees' ratings have increased by a statistically significant margin since 2022 for the following items:

- Compared to a paper-based process, the online processes saved time.
- The final report submitted within the online portal was convenient.

How strongly do you agree or disagree with the following statements about the online application and reporting processes? - By Subgroup

1 = Strongly disagree 4 = Neither agree nor disagree 7 = Strongly agree

Atlantic Hurricane Season Recovery Fund CA Wildfires Recovery Fund COVID19 Disaster Recovery Fund Global Recovery Fund Google
Midwest Early Recovery Fund Turkey & Syria Earthquake Recovery Fund Ukraine Humanitarian Crisis Recovery Fund Other

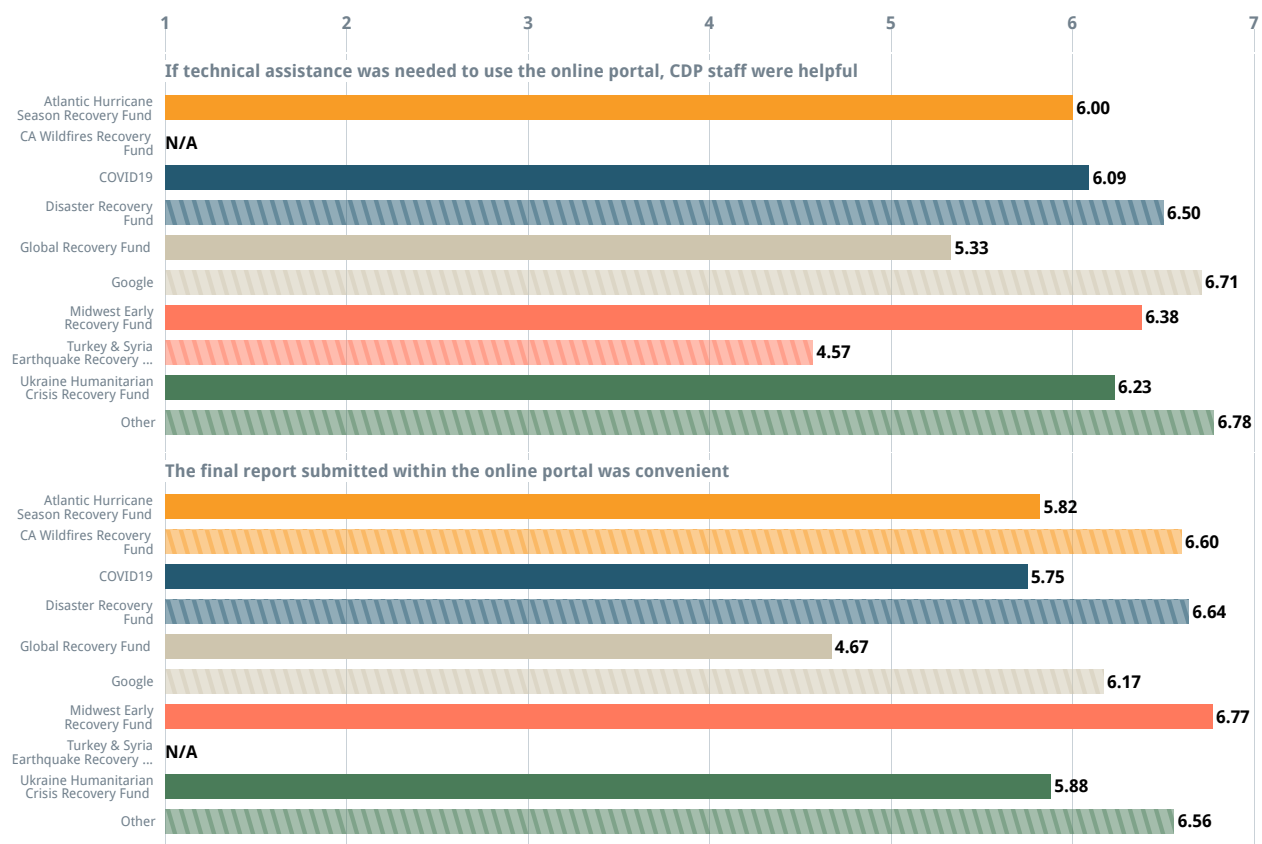


Subgroup: Disaster Fund and Designation

How strongly do you agree or disagree with the following statements about the online application and reporting processes? - By Subgroup (cont.)

1 = Strongly disagree 4 = Neither agree nor disagree 7 = Strongly agree

Atlantic Hurricane Season Recovery Fund CA Wildfires Recovery Fund COVID19 Disaster Recovery Fund Global Recovery Fund Google
Midwest Early Recovery Fund Turkey & Syria Earthquake Recovery Fund Ukraine Humanitarian Crisis Recovery Fund Other

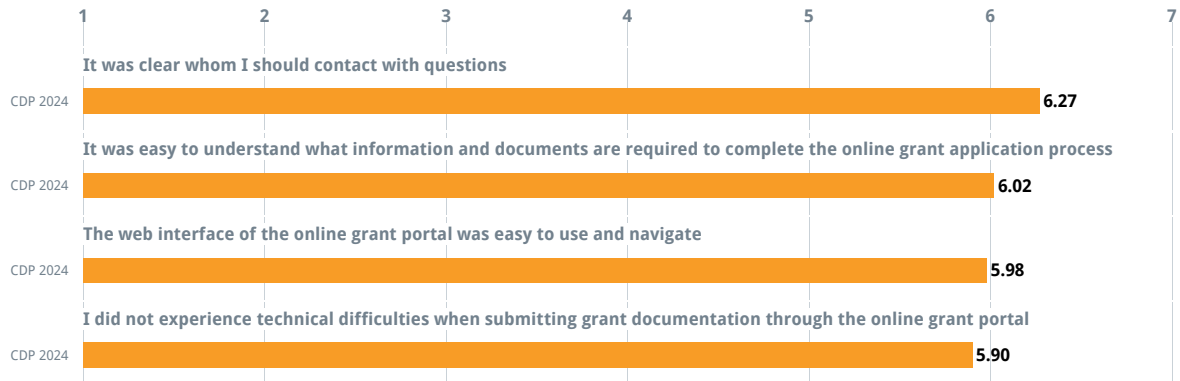


Subgroup: Disaster Fund and Designation

How strongly do you agree or disagree with the following statements concerning the Blackbaud Grantmaking online grants portal?

1 = Strongly disagree 4 = Neither agree nor disagree 7 = Strongly agree

CDP 2024

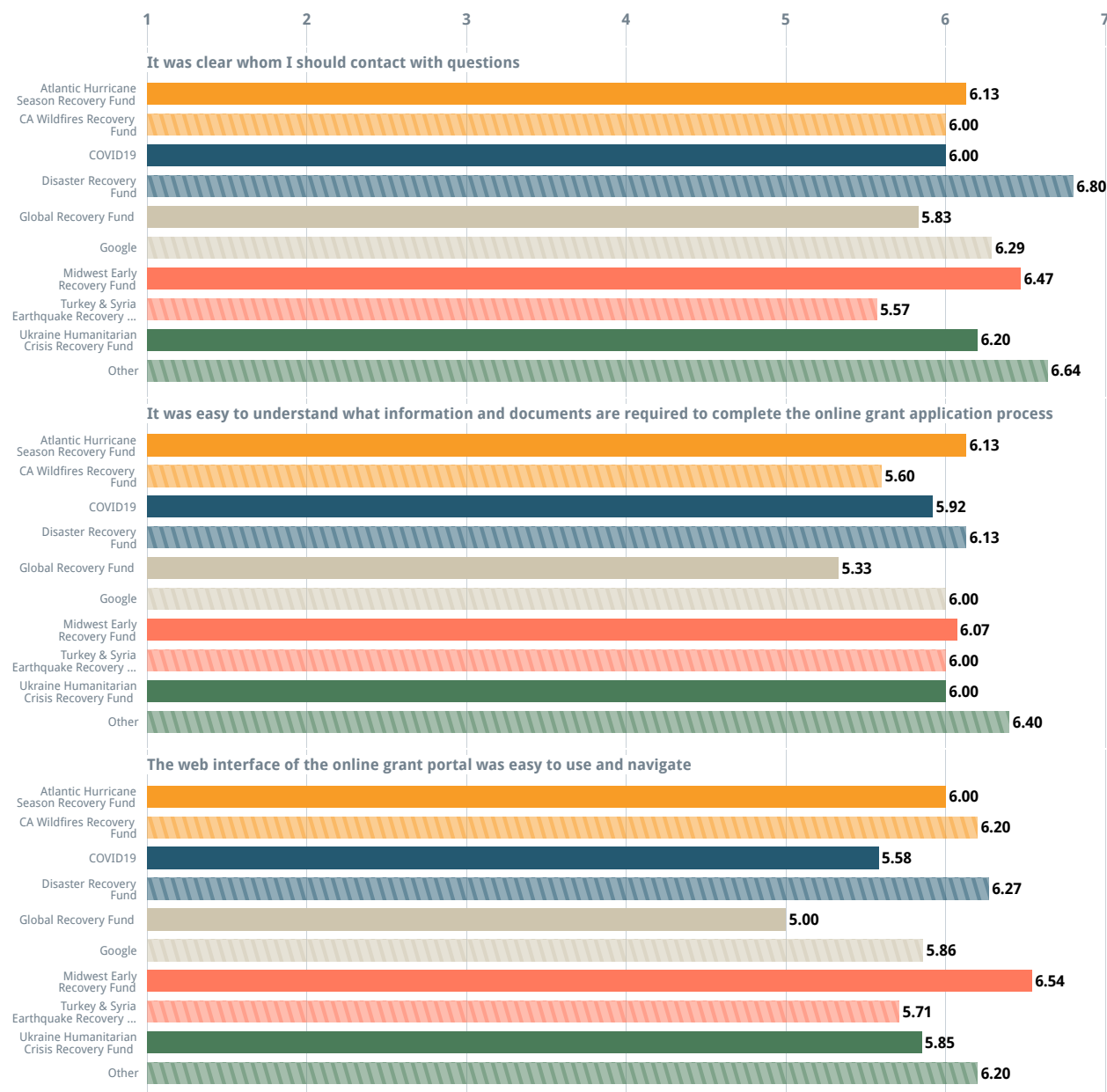


Cohort: None Past results: on

How strongly do you agree or disagree with the following statements concerning the Blackbaud Grantmaking online grants portal? - By Subgroup

1 = Strongly disagree 4 = Neither agree nor disagree 7 = Strongly agree

Atlantic Hurricane Season Recovery Fund CA Wildfires Recovery Fund COVID19 Disaster Recovery Fund Global Recovery Fund Google
Midwest Early Recovery Fund Turkey & Syria Earthquake Recovery Fund Ukraine Humanitarian Crisis Recovery Fund Other

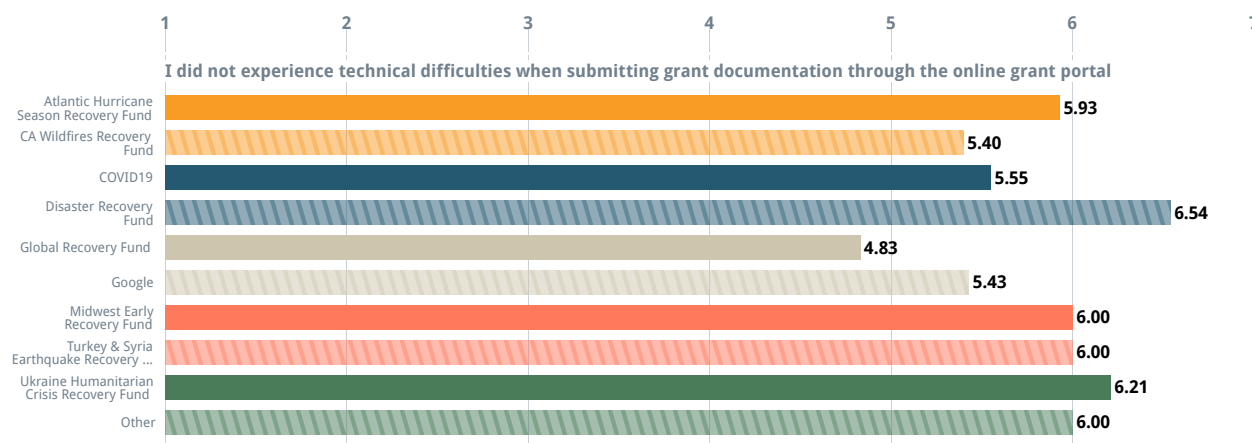


Subgroup: Disaster Fund and Designation

How strongly do you agree or disagree with the following statements concerning the Blackbaud Grantmaking online grants portal? - By Subgroup (cont.)

1 = Strongly disagree 4 = Neither agree nor disagree 7 = Strongly agree

Atlantic Hurricane Season Recovery Fund CA Wildfires Recovery Fund COVID19 Disaster Recovery Fund Global Recovery Fund Google
Midwest Early Recovery Fund Turkey & Syria Earthquake Recovery Fund Ukraine Humanitarian Crisis Recovery Fund Other



Subgroup: Disaster Fund and Designation

Grantees' Written Comments

In CDP's Grantee Perception Report survey, CEP asks three written questions:

1. "Please comment on the quality of CDP's processes, interactions, and communications."
2. "Thinking beyond the grant you received, please comment on how CDP influences your field, community, or organization."
3. "What specific improvements would you suggest that would make CDP a better funder?"

CDP asked an additional open-ended written question:

1. "If CDP were to offer more supports beyond the grant check, which kind of assistance would be of greatest benefit for your organization if either directly from/ paid for by CDP?"

To download the full set of grantee comments and suggestions, please refer to the Attachments in the ["Report Overview"](#) section of your report. Please note that some comments may be redacted or removed to protect the confidentiality of respondents.

CEP's Qualitative Analysis

CEP thoroughly reviews each comment submitted and conducts comprehensive qualitative analysis on two of these questions in the GPR.

The following pages outline the results of CEP's analyses.

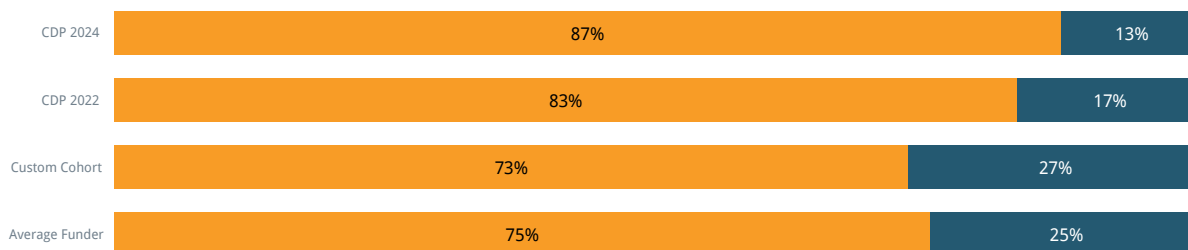
Quality of Processes, Interactions and Communications

Grantees were asked to comment on the quality of CDP's processes, interactions, and communications. Their comments were then categorized by the nature of their content, specifically whether the content is positive, neutral or constructive.

For a comment to be categorized as constructive, there must have been at least one constructive topic in its content.

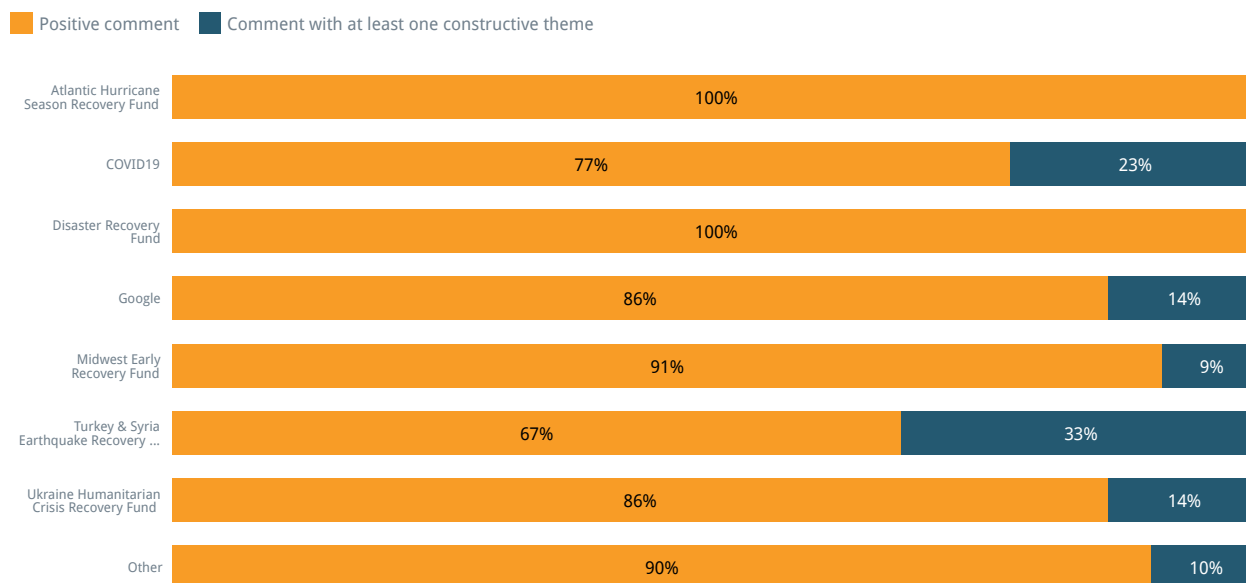
Positivity of Comments about the Quality of CDP's Processes, Interactions, and Communications

Positive comment Comment with at least one constructive theme



Cohort: Custom Cohort Past results: on

Positivity of Comments about the Quality of CDP's Processes, Interactions, and Communications - By Subgroup



Subgroup: Disaster Fund and Designation

Suggestion Topics

Grantees were asked to provide any suggestions for how CDP could improve. The 120 grantees that responded to the survey provided 52 constructive suggestions. These suggestions were thematically categorized by CEP and grouped into the topics below.

Proportion of Grantee Suggestions by Topic

Topic of Suggestion	Proportion
Grantmaking Characteristics	23%
Quality and Quantity of Interactions	21%
Beyond the Grant Assistance	17%
General Communications	13%
Application and Reporting Processes	10%
Grantmaking Strategy	10%
Additional Suggestions	6%

Suggestions

Grantees were asked to provide any suggestions for how CDP could improve. The 120 grantees that responded to the survey provided a total of 52 distinct suggestions. These suggestions were thematically categorized by CEP and grouped into the topics below.

Grantmaking Characteristics (23% N=12)

- Providing More Multi-Year Grants and Continued Support (N = 6)
 - "Refunding organizations to continue the work."
 - "...we believe that extending grant periods or expanding funding opportunities in countries with limited resources and pressing needs--like Afghanistan--could greatly enhance CDP's impact. A longer-term or renewed funding commitment would provide much-needed stability and enable local organizations to work towards lasting solutions in a context where hope is scarce, yet the need for support is tremendous."
 - "To enhance its role as a funder, CDP could consider introducing multi-year grants as part of its funding strategy..."

- "...multi-year grants or rapid response funding..."
- "Multi-Year Project Funding: Offering funding for multi-year projects could support the recovery and resilience process for a longer period, allowing for sustainable and lasting impact."
- "...Offer Multi-Year and Flexible Funding: Multi-year grants would allow Native organizations to focus on building long-term resilience without the stress of short-term funding cycles. Additionally, more flexibility in funding use--such as allowing funds to cover both direct disaster response and capacity-building activities--would enable organizations to address evolving community needs more effectively..."
- Providing More General Operating, Flexible, Unrestricted Grants (N = 4)
 - "We'd love to see CDP allow grants for recovery/repair work."
 - "For us we wish the grant was little more unrestricted than what it is now."
 - "Continue to fund administrative costs for agencies providing disaster recovery services."
 - "To enhance its role as a funder, CDP could explore flexible funding options (such as multi-year grants or rapid response funding) that provide grantees with greater stability and responsiveness during prolonged or emerging disaster situations."
- Broadening CDP's Grantmaking Strategy/Funded Organizations (N = 1)
 - "...In addition, capacity-building grants for organizations (direct service, VOAD and COAD) during blue sky days would be helpful in building the systems and expertise needed during times of disaster."
- Other Grantmaking Suggestions (N = 1)
 - "...having increased funding available would allow us and other organizations to expand our impact and reach even more communities in need."

Quality and Quantity of Interactions (21% N=11)

- Site Visits (N = 5)
 - "Just one request of they could have one or two field visits is what we expect for us to showcase ancillary needs from the community and how they can be provided holistic resilience."
 - "...We would greatly appreciate it if CDP's staff could visit the project areas."
 - "As a funder, visiting project sites can be a powerful experience. Witnessing the impact firsthand can be incredibly motivating and inspiring for both the grantee and the funder. Building strong relationships between funders and grantees can maximize the impact of projects and foster a sense of shared accomplishment."
 - "Increase Direct Engagement with Native Communities: While CDP's focus on Native communities is appreciated, they could deepen their impact by increasing on-the-ground engagement. More site visits, consultations with tribal leaders, and listening sessions would allow CDP to gain a nuanced understanding of each community's unique needs and challenges. This could also improve trust and relationship-building, which are essential for sustainable partnerships..."
 - "...possible site visits."
- More Frequent Interactions (N = 4)
 - "More interaction and space for reflection from the both sides, exchange learning from other partners of CDP, feedback/reflection of the works and reports that we send."
 - "More regular engagement, either through virtual meetings or in-person visits. It would be great to have more opportunities for feedback from CDP to ensure all parties are actively communicating and reporting progress in between reporting deadlines."
 - "CDP could enhance its role as a funder by fostering greater engagement and collaboration with implementing partners through more frequent meetings and interactions with the country operations (COP) teams. Regular check-ins and opportunities for dialogue would help ensure alignment on priorities, allow for real-time feedback, and facilitate a deeper understanding of on-the-ground challenges and successes."
 - "...Regular check-ins or mentorship programs could also strengthen relationships and ensure alignment with CDP's goals."
- Deepening Relationships with Grantees (N = 2)
 - "Develop relationships with orgs funded. Have enough staff so that each org can have this kind of relationship. I feel like they are too busy for our little org."
 - "There were some questions asked in granting that showed limited knowledge of the specific context we were working in. I think open dialogue and trusting context analysis would help a lot there, and I think that already happens to a large extent."

Beyond the Grant Assistance (17% N=9)

- Providing More Capacity Building Supports (N = 7)
 - "I know that I would love to support with social media marketing and story telling to highlight the collaborative work in [area]"
 - "...assistance with types of ways to collect/store project data..."
 - "Increased Engagement and Support: Providing more pre- and post-funding support, such as capacity-building workshops, training sessions, and networking opportunities, could help grantees maximize their potential..."
 - "Would have loved to have tapped into their Fundraising and Development Assistance as listed on the question regarding "type of assistance beyond the grant". Their webinars are great. I would have loved to have talked more one-on-one about capacity building and sustainability if that would have been possible, as they have wonderful ideas and knowledge."
 - "As CDP continues to evolve, an emphasis on templates, tools and resources that can be used by small organizations responding to disaster would be most welcome..."
 - "...Prioritize Capacity-Building for Tribal Organizations: Providing dedicated resources for capacity-building would support Native organizations in enhancing their internal capabilities, particularly in areas like grant management, technical assistance, and long-term planning. These efforts could make disaster response more efficient and empower communities to be self-sustaining in recovery efforts....Expand Education and Networking Opportunities:

CDP could facilitate more forums, workshops, and conferences specifically focused on disaster recovery in Native American communities. By bringing together Native leaders, philanthropists, and experts, CDP can help foster a community of practice that strengthens knowledge-sharing and collaborative opportunities...."

- "...Post-Funding Support: It could be beneficial to develop additional resources and support for organizations during the implementation phase of the project. This could include workshops or networking opportunities....Promotion of Collaboration: Facilitating opportunities for collaboration among grantees to exchange experiences and best practices could amplify the impact of grants..."
- Providing Connections to Other Grantees and Other Funders (N = 2)
 - "Just understanding how to best connect for both funding, but also beyond funding for connections in the space, collaborations with others etc."
 - "We could initiate a learning community involving multiple grant recipients, with CDP acting as a facilitator. This platform would allow for the exchange of knowledge, experiences, and best practices among the participating organizations."

General Communications (13% N=7)

- Improving the Clarity of CDP Communications Regarding Strategy, Focus, and Grantmaking (N = 7)
 - "helping grantees understand and connect with the broader CDP mission."
 - "Clarify funding priorities and highlight specific opportunities for emergency response funding."
 - "I think our cooperation with CDP was pretty effective, though I would love to hear more about your grant calls or institutional support."
 - "At this time CDP has been a great, patient funder. The site visits of specific homes created an expectation from homeowners. I believe we could have done a better job in communicating the intent of the home visits."
 - "We would like to understand whether we still have the opportunity to partner with CDP..."
 - "The method of ensuring the continuity of projects carried out with CDP is unclear..."
 - "...Dissemination of Initiatives: It is important for CDP to improve the dissemination of supported initiatives, raising awareness of the issues being addressed. Involving organizations in communicating their experiences and results can strengthen visibility and..."

Application and Reporting Processes (10% N=5)

- Clearer and More Flexible Timelines (N = 3)
 - "More timely feedback on proposed preliminary funding requests. "Go-NoGo" decision."
 - "CDP may add in the grant agreement a timeframe for extension discussions, and evaluate if the work is still needed in the field together with the grantees"
 - "The only thing I might consider suggesting is that there were quite a few weeks from when we were notified of the award to when a wire transfer came through but I think it was due to some staff absences..."
- Other Process Suggestions (N = 2)
 - "We suggest allowing projects to have a diagnostic stage to identify the specific interests of the communities so that we can adapt the intervention to those interests."
 - "We were so overwhelmed doing the work that we lost track of the final report. If CDP would have called to check in quarterly or semi annually it would have been a good reminder of the reporting to come."

Grantmaking Strategy (10% N=5)

- Broadening CDP's Grantmaking Strategy/Funded Organizations (N = 5)
 - "I think developing more continuous funding streams as communities still need a lot of support."
 - "Wider opening of the field of beneficiaries and taking into account aspects of the sustainability of funded actions."
 - "Offer more funding for disaster preparedness efforts not tied to a specific disaster, particularly in highly disaster-prone areas."
 - "I suggest that CDP prioritize supporting local NGOs rather than international NGOs (INGOs), as local NGOs are often more attuned to the needs of the community, particularly in terms of cultural sensitivity. Additionally, CDP could consider fully supporting efforts in transformative disaster risk management (TDRM) rather than focusing solely on emergency response, enabling a more proactive and sustainable approach to disaster resilience."
 - "While we understand CDP's approach of working solely with local organizations, we believe that local or regional organizations aiming to operate across multiple countries should also be considered, especially if their goal is to transfer their local disaster-response expertise to other contexts..."

Additional Suggestions (6% N=3)

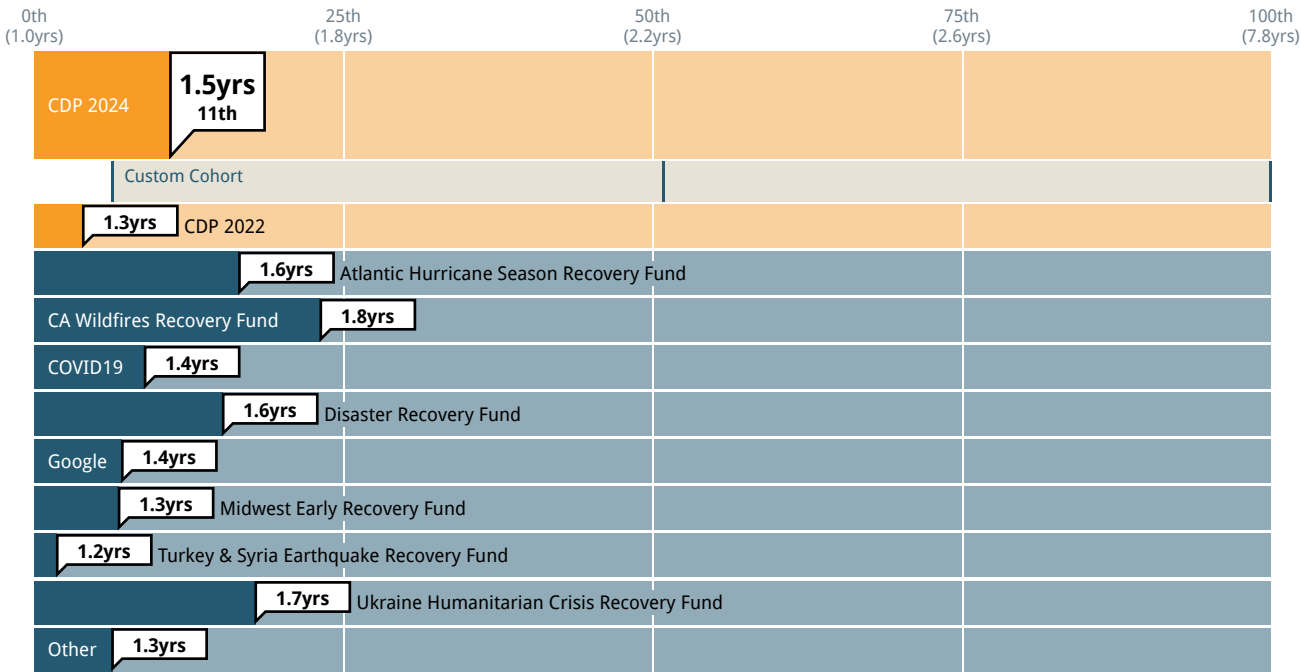
- Other Grantee Suggestions (N = 3)
 - "Continue to reach out to communities that are affected by disasters and find out ways funding could fulfill unmet needs."
 - "Offering language interpretation during virtual sessions would make these gatherings more accessible to non-English speakers, fostering a more inclusive environment for diverse grantees."
 - "Expansion of the CDP staff..."

Contextual Data

Please note that all information below is based on self-reported data from grantees.

Grantmaking Characteristics

Average Grant Length



Cohort: Custom Cohort Past results: on Subgroup: Disaster Fund and Designation

Selected Cohort: Custom Cohort				
Length of Grant Awarded	CDP 2024	CDP 2022	Median Funder	Custom Cohort
Average grant length	1.5 years	1.3 years	2.2 years	2.2 years

Selected Cohort: Custom Cohort				
Length of Grant Awarded	CDP 2024	CDP 2022	Average Funder	Custom Cohort
0 - 1.99 years	68%	84%	47%	46%
2 - 2.99 years	27%	14%	23%	18%
3 - 3.99 years	4%	1%	19%	22%
4 - 4.99 years	1%	1%	4%	3%
5 - 50 years	0%	1%	8%	10%

Selected Cohort: Custom Cohort				
Proportion of Unrestricted Funding	CDP 2024	CDP 2022	Average Funder	Custom Cohort
No, this funding was not restricted to a specific use (e.g., general operating, core support)	8%	6%	30%	25%
Yes, this funding was restricted to a specific use (e.g., supported a specific program, project, capital need, etc.)	92%	94%	70%	75%

Grantmaking Characteristics - By Subgroup

Selected Subgroup: Disaster Fund and Designation	
Length of Grant Awarded (By Subgroup)	
Average grant length	
Atlantic Hurricane Season Recovery Fund	1.6 years
CA Wildfires Recovery Fund	1.8 years
COVID19	1.4 years
Disaster Recovery Fund	1.6 years
Global Recovery Fund	N/A
Google	1.4 years
Midwest Early Recovery Fund	1.3 years
Turkey & Syria Earthquake Recovery Fund	1.2 years
Ukraine Humanitarian Crisis Recovery Fund	1.7 years
Other	1.3 years

Selected Subgroup: Disaster Fund and Designation					
Length of Grant Awarded (By Subgroup)					
	0 - 1.99 years	2 - 2.99 years	3 - 3.99 years	4 - 4.99 years	5 - 50 years
Atlantic Hurricane Season Recovery Fund	59%	29%	6%	6%	0%
CA Wildfires Recovery Fund	50%	33%	17%	0%	0%
COVID19	75%	19%	6%	0%	0%
Disaster Recovery Fund	56%	31%	12%	0%	0%
Global Recovery Fund	N/A	N/A	N/A	N/A	N/A
Google	100%	0%	0%	0%	0%
Midwest Early Recovery Fund	81%	19%	0%	0%	0%
Turkey & Syria Earthquake Recovery Fund	100%	0%	0%	0%	0%
Ukraine Humanitarian Crisis Recovery Fund	50%	50%	0%	0%	0%
Other	55%	45%	0%	0%	0%

Selected Subgroup: Disaster Fund and Designation		
Proportion of Unrestricted Funding (By Subgroup)		
	No, this funding was not restricted to a specific use (e.g., general operating, core support)	Yes, this funding was restricted to a specific use (e.g., supported a specific program, project, capital need, etc.)
Atlantic Hurricane Season Recovery Fund	6%	94%
CA Wildfires Recovery Fund	0%	100%
COVID19	0%	100%
Disaster Recovery Fund	25%	75%
Global Recovery Fund	17%	83%
Google	0%	100%
Midwest Early Recovery Fund	6%	94%
Turkey & Syria Earthquake Recovery Fund	0%	100%
Ukraine Humanitarian Crisis Recovery Fund	6%	94%
Other	8%	92%

Grant Size

Selected Cohort: Custom Cohort				
Grant Amount Awarded	CDP 2024	CDP 2022	Median Funder	Custom Cohort
Median grant size	\$200K	\$127K	\$123.8K	\$200K

Selected Cohort: Custom Cohort				
Grant Amount Awarded	CDP 2024	CDP 2022	Average Funder	Custom Cohort
Less than \$10K	1%	1%	8%	4%
\$10K - \$24K	2%	2%	10%	7%
\$25K - \$49K	3%	4%	11%	10%
\$50K - \$99K	13%	24%	15%	14%
\$100K - \$149K	12%	22%	10%	11%
\$150K - \$299K	47%	34%	17%	18%
\$300K - \$499K	9%	2%	10%	11%
\$500K - \$999K	11%	9%	9%	13%
\$1MM and above	3%	3%	11%	13%

Selected Cohort: Custom Cohort				
Median Percent of Budget Funded by Grant (Annualized)	CDP 2024	CDP 2022	Median Funder	Custom Cohort
Size of grant relative to size of grantee budget	7%	2%	4%	6%

Grant Size - By Subgroup

Selected Subgroup: Disaster Fund and Designation	
	Grant Amount Awarded (By Subgroup)
	Median grant size
Atlantic Hurricane Season Recovery Fund	\$250K
CA Wildfires Recovery Fund	\$150K
COVID19	\$250K
Disaster Recovery Fund	\$175K
Global Recovery Fund	\$250K
Google	\$150K
Midwest Early Recovery Fund	\$74.9K
Turkey & Syria Earthquake Recovery Fund	\$548.8K
Ukraine Humanitarian Crisis Recovery Fund	\$250K
Other	\$200K

Selected Subgroup: Disaster Fund and Designation									
Grant Amount Awarded (By Subgroup)									
	Less than \$10K	\$10K - \$24K	\$25K - \$49K	\$50K - \$99K	\$100K - \$149K	\$150K - \$299K	\$300K - \$499K	\$500K - \$999K	\$1MM and above
Atlantic Hurricane Season Recovery Fund	0%	0%	0%	6%	12%	59%	18%	0%	6%
CA Wildfires Recovery Fund	0%	0%	0%	33%	17%	33%	17%	0%	0%
COVID19	0%	0%	0%	12%	0%	44%	12%	31%	0%
Disaster Recovery Fund	0%	0%	0%	19%	12%	50%	6%	12%	0%
Global Recovery Fund	0%	0%	0%	20%	0%	60%	0%	20%	0%
Google	0%	0%	0%	14%	29%	43%	14%	0%	0%
Midwest Early Recovery Fund	0%	12%	12%	31%	19%	19%	6%	0%	0%
Turkey & Syria Earthquake Recovery Fund	14%	0%	0%	0%	0%	29%	0%	43%	14%
Ukraine Humanitarian Crisis Recovery Fund	0%	0%	6%	0%	6%	69%	12%	6%	0%
Other	0%	0%	0%	0%	25%	58%	0%	8%	8%

Selected Subgroup: Disaster Fund and Designation	
Median Percent of Budget Funded by Grant (Annualized) (By Subgroup)	
Size of grant relative to size of grantee budget	
Atlantic Hurricane Season Recovery Fund	15%
CA Wildfires Recovery Fund	2%
COVID19	3%
Disaster Recovery Fund	6%
Global Recovery Fund	N/A
Google	10%
Midwest Early Recovery Fund	12%
Turkey & Syria Earthquake Recovery Fund	5%
Ukraine Humanitarian Crisis Recovery Fund	12%
Other	10%

Grantee Characteristics

Please note that all information below is based on self-reported data from grantees.

Selected Cohort: Custom Cohort				
Operating Budget of Grantee Organization	CDP 2024	CDP 2022	Median Funder	Custom Cohort
Median Budget	\$1.8M	\$4.2M	\$1.8M	\$1.7M

Selected Cohort: Custom Cohort				
Operating Budget of Grantee Organization	CDP 2024	CDP 2022	Average Funder	Custom Cohort
<\$100K	7%	3%	8%	13%
\$100K - \$499K	17%	10%	17%	21%
\$500K - \$999K	17%	9%	13%	13%
\$1MM - \$4.9MM	24%	28%	30%	26%
\$5MM - \$24MM	20%	26%	19%	16%
>=\$25MM	15%	23%	13%	12%

Grantee Characteristics - By Subgroup

Selected Subgroup: Disaster Fund and Designation	
Operating Budget of Grantee Organization (By Subgroup)	
Median Budget	
Atlantic Hurricane Season Recovery Fund	\$0.8M
CA Wildfires Recovery Fund	\$8M
COVID19	\$16.6M
Disaster Recovery Fund	\$1.2M
Global Recovery Fund	\$1.6M
Google	\$1.5M
Midwest Early Recovery Fund	\$0.6M
Turkey & Syria Earthquake Recovery Fund	\$10.9M
Ukraine Humanitarian Crisis Recovery Fund	\$1.8M
Other	\$2M

Selected Subgroup: Disaster Fund and Designation						
Operating Budget of Grantee Organization (By Subgroup)						
	<\$100K	\$100K - \$499K	\$500K - \$999K	\$1MM - \$4.9MM	\$5MM - \$24MM	>=\$25MM
Atlantic Hurricane Season Recovery Fund	6%	12%	35%	24%	18%	6%
CA Wildfires Recovery Fund	0%	17%	17%	17%	50%	0%
COVID19	6%	0%	12%	25%	6%	50%
Disaster Recovery Fund	12%	19%	19%	19%	19%	12%
Global Recovery Fund	0%	40%	0%	40%	20%	0%
Google	0%	14%	29%	29%	14%	14%
Midwest Early Recovery Fund	25%	19%	12%	19%	12%	12%
Turkey & Syria Earthquake Recovery Fund	0%	17%	0%	0%	67%	17%
Ukraine Humanitarian Crisis Recovery Fund	0%	25%	12%	38%	25%	0%
Other	0%	27%	18%	27%	9%	18%

Funding Relationship

Selected Cohort: Custom Cohort				
Funding Status	CDP 2024	CDP 2022	Median Funder	Custom Cohort
Percent of grantees currently receiving funding from CDP	49%	47%	82%	85%

Selected Cohort: Custom Cohort				
Pattern of Grantees' Funding Relationship with CDP	CDP 2024	CDP 2022	Average Funder	Custom Cohort
First grant received from CDP	68%	69%	30%	35%
Consistent funding in the past	17%	15%	53%	53%
Inconsistent funding in the past	15%	16%	18%	11%

Funding Relationship - by Subgroup

Selected Subgroup: Disaster Fund and Designation	
Funding Status (By Subgroup)	
Percent of grantees currently receiving funding from CDP	
Atlantic Hurricane Season Recovery Fund	47%
CA Wildfires Recovery Fund	67%
COVID19	31%
Disaster Recovery Fund	56%
Global Recovery Fund	67%
Google	0%
Midwest Early Recovery Fund	53%
Turkey & Syria Earthquake Recovery Fund	43%
Ukraine Humanitarian Crisis Recovery Fund	81%
Other	33%

Selected Subgroup: Disaster Fund and Designation			
Pattern of Grantees' Funding Relationship with CDP (By Subgroup)			
	First grant received from CDP	Consistent funding in the past	Inconsistent funding in the past
Atlantic Hurricane Season Recovery Fund	76%	0%	24%
CA Wildfires Recovery Fund	50%	50%	0%
COVID19	44%	19%	38%
Disaster Recovery Fund	75%	12%	12%
Global Recovery Fund	50%	33%	17%
Google	71%	14%	14%
Midwest Early Recovery Fund	47%	41%	12%
Turkey & Syria Earthquake Recovery Fund	86%	14%	0%
Ukraine Humanitarian Crisis Recovery Fund	88%	6%	6%
Other	91%	0%	9%

Funder Characteristics

Please note that all information below is based on self-reported data from Center for Disaster Philanthropy.

Selected Cohort: Custom Cohort				
Financial Information	CDP 2024	CDP 2022	Median Funder	Custom Cohort
Total assets	\$44.4M	\$37.4M	\$314.8M	\$38.5M
Total giving	\$22.1M	\$30.2M	\$20.8M	\$22.1M

Selected Cohort: Custom Cohort				
Funder Staffing	CDP 2024	CDP 2022	Median Funder	Custom Cohort
Total staff (FTEs)	28	17	18	54
Percent of staff who are program staff	29%	47%	44%	34%

Selected Cohort: Custom Cohort				
Grantmaking Processes	CDP 2024	CDP 2022	Median Funder	Custom Cohort
Proportion of grants that are invitation-only	100%	100%	60%	95%
Proportion of grantmaking dollars that are invitation-only	100%	100%	77%	100%

Methodology, Analysis, and Respondent Demographics

Survey	Survey Fielded	Survey Population	Number of Responses Received	Survey Response Rate
CDP 2024	October and November 2024	215	120	56%
CDP 2022	February and March 2022	254	181	71%

Survey Year	Year of Active Grants
CDP 2024	2023
CDP 2022	2021

Standard Comparative Cohorts

CEP included 18 standard cohorts to allow for comparisons to a variety of different types of funders.

Strategy Cohorts

Cohort Name	Count	Description
Small Grant Providers	34	Funders with median grant size of \$20K or less
Large Grant Providers	126	Funders with median grant size of \$200K or more
High Touch Funders	33	Funders for which a majority of grantees report having contact with their primary contact monthly or more often
Proactive Grantmakers	121	Funders that make at least 90% of grants by invitation only
Responsive Grantmakers	110	Funders that make at most 10% of grants by invitation only
Intermediary Funders	25	Funders that primarily regrant philanthropic dollars
International Funders	62	Funders that fund outside of their own country

Annual Giving Cohorts

Cohort Name	Count	Description
Funders Giving Less Than \$5 Million	57	Funders with annual giving of less than \$5 million
Funders Giving \$50 Million or More	96	Funders with annual giving of \$50 million or more

Foundation Type Cohorts

Cohort Name	Count	Description
Private Foundations	181	All private foundations in the GPR dataset
Family Foundations	93	All family foundations in the GPR dataset
Community Foundations	41	All community foundations in the GPR dataset
Health Conversion Foundations	31	All health conversion foundations in the GPR dataset
Corporate Foundations	26	All corporate foundations in the GPR dataset

Other Cohorts

Cohort Name	Count	Description
Funders Outside the United States	45	Funders that are primarily based outside the United States

Recently Established Foundations	63	Funders that were established in 2000 or later
Funders Surveyed During COVID-19	146	Funders who surveyed grantees during COVID-19 (2020 - 2022)
European Funders	27	Funders that are headquartered in Europe

Subgroup Methodology and Differences

The following page outlines the methodology used to determine the subgroups that are displayed in the report, along with any differences in grantee perceptions. Differences should be interpreted in the context of CDP's goals and strategy.

CEP conducts statistical analysis on groups of 10 or larger. Ratings described as "significantly" higher or lower reflect statistically significant differences at a P-value less than or equal to 0.1. Ratings described as "trending" higher or lower reflect a 0.3-point difference larger or smaller than the overall average rating.

Subgroup Methodology

Disaster Fund and Designation: Using the grantee list provided by CDP, CEP tagged grantees based on Disaster Fund and Designation. The "Other" Category includes grantees that were tagged to the following funds: "Colorado Wildfires Recovery Fund," "Haiti Earthquake Recovery Fund," "Hawaii Wildfires Recovery Fund," "Israel and Gaza Relief and Recovery Fund," and "Tornado Recovery Fund."

Grant Size: Using data grantees provided in the survey, CEP tagged grantees based on Grant Size.

Respondent Gender Identity: Using data grantees provided in the survey, CEP tagged grantees based on their gender identity. Those segmented as "Identifies as a Man" selected "Man" only, and those segmented as "Identifies as a Woman" selected "Woman" only.

Respondent Person of Color Identity (US Only): Using data US-based grantees provided in the survey, CEP tagged grantees based on their person of color identity.

Respondent Racial or Ethnic Identity (Outside the US Only): Using data internationally-based grantees provided in the survey, CEP tagged grantees based on their racial or ethnic identity.

Subgroup Differences

Disaster Fund and Designation: While there are too few responses to conduct statistical testing on Disaster Fund and Designation, there are a few trend level differences across groups of grantees. However, for the majority of Disaster Fund and Designations there are no consistent trend level differences across groups.

- [Disaster Recovery Fund](#) grantees provide ratings that trend higher than the CDP median across most measures in the report.
- [Global Recovery Fund](#) grantees provide ratings that trend lower than the CDP median across most measures in the report.

Grant Size: There are no consistent, significant differences in grantees' ratings when responses are analyzed by grant size.

Respondent Gender Identity: For more information on respondents' demographic characteristics, please see the "Respondent Demographics" [section](#).

Respondent Person of Color Identity (US Only): For more information on respondents' demographic characteristics, please see the "Respondent Demographics" [section](#).

Respondent Racial or Ethnic Identity (Outside the US Only): For more information on respondents' demographic characteristics, please see the "Respondent Demographics" [section](#).

Respondent Demographics

Respondents in the United States are asked questions related to their gender identity, transgender identity, racial/ethnic identity, identity as a person of color, disability identity, and identity as a member of the LGBTQ+ community.

International survey respondents are asked to opt-in to responding to all demographic questions. International survey respondents are asked questions related to their gender identity, transgender identity, identity as a member of a racial or ethnic minority in their country, disability identity, and identity as a member of the LGBTQ+ community.

Survey language and response options for questions about race and ethnicity are guided by best practices shared by [National Institutes of Health](#), [Pew Research Center](#), [Psi Chi Journal of Psychological Research](#), and the [US Census Bureau](#).

Survey language and response options for questions about gender and LGBTQ+ identity are guided by best practices shared by [Funders For LGBTQ Issues](#), [HRC Foundation's Welcoming Schools](#), and the [Williams Institute of the University of California – Los Angeles School of Law](#).

Survey respondents are asked to share their gender identities in a check-all-that-apply question. Each chart has the option of showing the average ratings of respondents who selected only "man," only "woman," multiple gender identities, "gender non-conforming or non-binary," "prefer to self-identify," and "prefer not to say" - as long as that response option had at least five respondents.

All demographic survey questions are optional.

Differences in Ratings by Respondent Demographics

It is CEP's standard practice to analyze responses for differences by the following demographics characteristics:

Person of Color Identity

Ratings from grantees who identify as a person of color are significantly *higher* than grantees who identify as not a person of color for the following measures:

- Impact on grantees' fields
- Clarity and transparency of the proposal criteria

Ratings from grantees who identify as a person of color are significantly *lower* than grantees who identify as not a person of color for the following measures:

- Grantee comfort approaching the funder if a problem arises
- CDP takes risks on projects that might fail

Racial or Ethnic Identity (Outside the US Only)

Ratings from grantees who identify as a member of a racial/ethnic minority are significantly *higher* than grantees who identify as not a member of a racial/ethnic minority for the following measures:

- Responsiveness of funder staff
- CDP uses multiple tools beyond grants to impact change

Respondent Gender Identity

Ratings from respondents who identify exclusively as "woman" are significantly *higher* than respondents who identify exclusively as "man" for the following measures:

- It was easy to understand what information and documents are required to complete the online grant application process

Ratings from respondents who identify exclusively as "woman" are significantly *lower* than respondents who identify exclusively as "man" for the following measures:

- Assistance beyond the grant was a worthwhile use of the time required of grantees
- The extent to which the funder is open to ideas from grantees
- Funder's transparency
- CDP works well with other funders to achieve shared goals

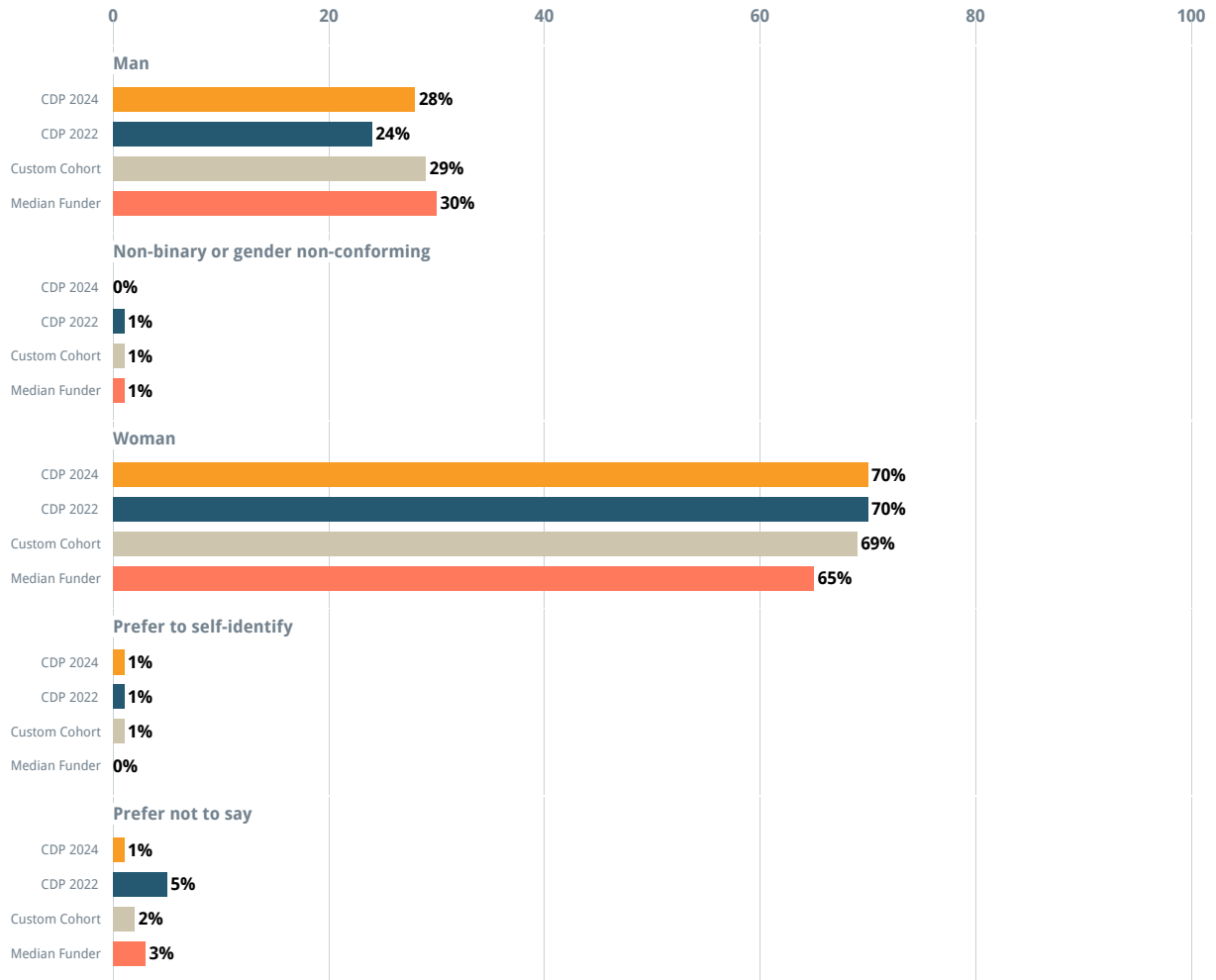
There are too few respondents to analyze results by Transgender Identity

There are too few respondents to analyze results by LGBTQ+ Identity

There are too few respondents to analyze results by Disability Status

Please select the option that represents how you describe yourself:

CDP 2024 CDP 2022 Custom Cohort Median Funder

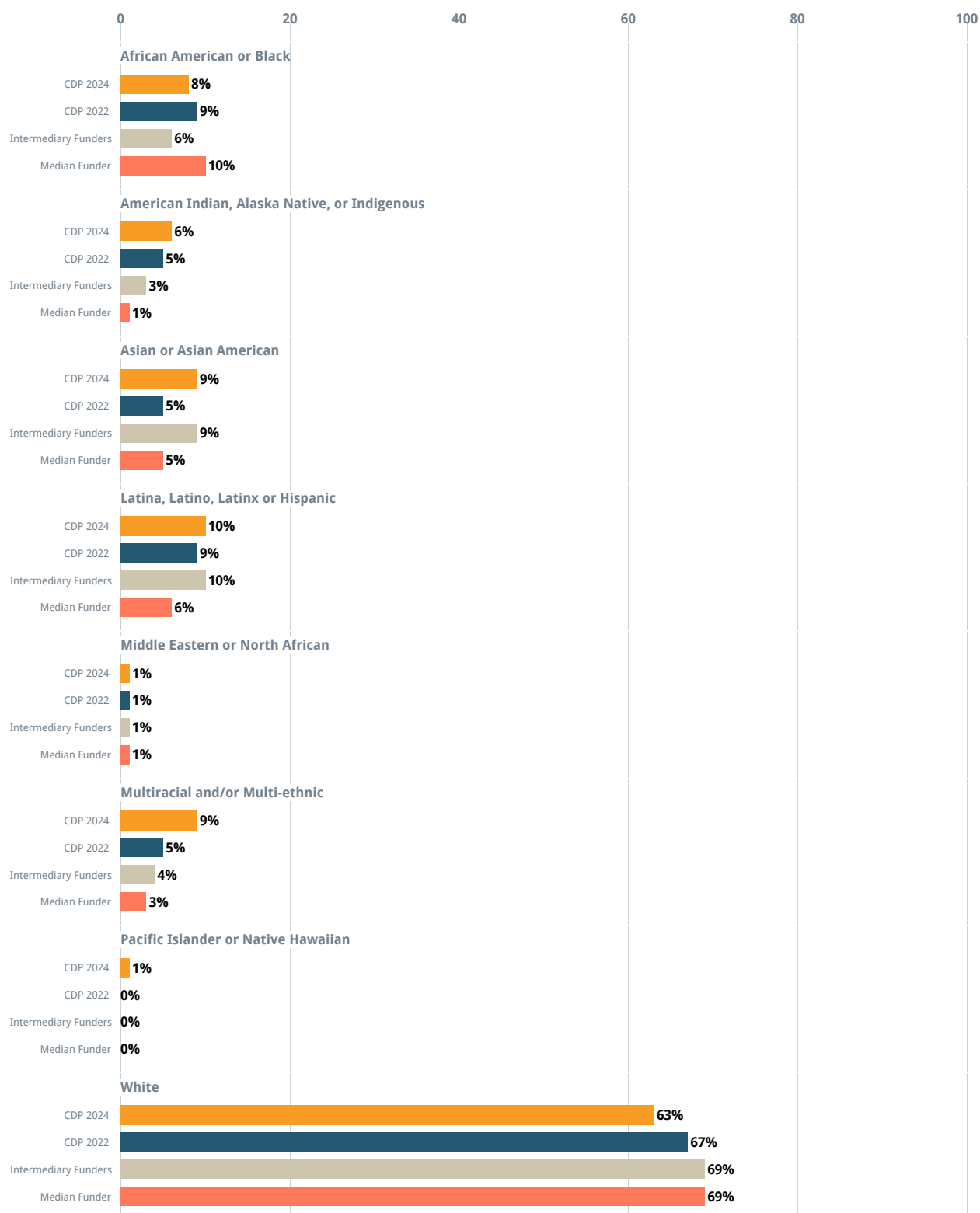


Cohort: Custom Cohort Past results: on

Selected Cohort: Custom Cohort				
Are you transgender?	CDP 2024	CDP 2022	Average Funder	Custom Cohort
Yes	0%	1%	1%	1%
No	98%	96%	96%	96%
Prefer not to say	2%	3%	4%	3%

How would you describe your race and/or ethnicity?

CDP 2024 CDP 2022 Intermediary Funders Median Funder



Cohort: Intermediary Funders Past results: on

How would you describe your race and/or ethnicity? (cont.)

CDP 2024 CDP 2022 Intermediary Funders Median Funder



Cohort: Intermediary Funders Past results: on

Selected Cohort: None			
Do you identify as a person of color?	CDP 2024	CDP 2022	Average Funder
Yes	28%	25%	26%
No	70%	70%	68%
Prefer not to say	3%	5%	6%

Note: The following question was recently added to the grantee survey and depicts comparative data from fewer than 25 funders in the dataset.

Selected Cohort: None		
Are you a member of a racial or ethnic minority in your country?	CDP 2024	Average Funder
Yes	26%	17%
No	71%	79%
Prefer not to say	3%	4%

Selected Cohort: Custom Cohort				
Do you have a disability?	CDP 2024	CDP 2022	Average Funder	Custom Cohort
Yes	7%	6%	7%	6%
No	90%	89%	88%	91%
Prefer not to say	3%	6%	5%	4%

Selected Cohort: Custom Cohort				
Do you identify as a member of the LGBTQ+ (Lesbian, Gay, Bisexual, Transgender, and Queer) community?	CDP 2024	CDP 2022	Average Funder	Custom Cohort
Yes	5%	11%	11%	14%
No	90%	84%	84%	81%
Prefer not to say	5%	6%	5%	5%

Respondent Job Title

Selected Cohort: Custom Cohort				
Job Title of Respondents	CDP 2024	CDP 2022	Average Funder	Custom Cohort
Executive Director/CEO	44%	28%	47%	49%
Other Senior Team (i.e., reporting to Executive Director/CEO)	27%	24%	20%	24%
Project Director	13%	17%	11%	13%
Development Staff	16%	26%	15%	9%
Volunteer	0%	2%	1%	0%
Other	1%	3%	5%	5%

Additional Survey Information

Grantees may decide not to answer any question in the grantee survey. On many questions in the survey, grantees are allowed to select “don’t know” or “not applicable” if they are not able to provide an alternative answer. In addition, some questions in the survey are only displayed to a select group of grantees for which that question is relevant based on a previous response.

As a result, there are some measures where only a subset of responses is included in the reported results. The table below shows the number of responses included in each of the survey measures. The total number of respondents to CDP’s grantee survey was 120.

Question Text	Number of Responses
Overall, how would you rate CDP’s impact on your organization?	119
Overall, how would you rate CDP’s impact on your local community?	112
Overall, how would you rate CDP’s impact on your field?	116
To what extent has CDP advanced the state of knowledge in your field?	97
To what extent has CDP affected public policy in your field?	71
How well does CDP understand your organization’s strategy and goals?	111
How aware is CDP of the challenges that your organization is facing?	119
How well does CDP understand the social, cultural, or socioeconomic factors that affect your work?	118
How well does CDP understand the field in which you work?	111
Please indicate any types of assistance beyond the grant that were a component of what you received from CDP.	117
Please rate the extent to which you agree with the following statements about the assistance beyond the grant you received from CDP:	
The assistance beyond the grant I received met an important need for my organization and/or program	56
The assistance beyond the grant I received strengthened my organization and/or program	56
CDP’s assistance beyond the grant was a worthwhile use of the time required of us	57
I felt CDP would be open to feedback about the assistance beyond the grant it provided	57
How well does CDP understand the needs of the people and communities that you serve?	114
Are the efforts funded by this grant primarily meant to benefit historically disadvantaged groups?	120
Specifically, are any of the following the primary intended people and/or communities served by the efforts funded by this grant?	65
Specifically, are any of the following the primary intended people and/or communities served by the efforts funded by this grant?	26
To what extent do you agree or disagree that CDP has clearly communicated what racial and intersectional equity means for its work?	102
To what extent do you agree or disagree that CDP demonstrates an explicit commitment to racial and intersectional equity in its work?	101
How comfortable do you feel approaching CDP if a problem arises?	119
Overall, how responsive was CDP staff?	120
To what extent did CDP exhibit trust in your organization’s staff during this grant?	119
To what extent did CDP exhibit candor about CDP’s perspectives on your work during this grant?	118
To what extent did CDP exhibit compassion for those affected by your work during this grant?	119
To what extent is CDP open to ideas from grantees about its strategy?	117
How often do/did you have contact with your primary CDP contact during this grant?	120
Has your main contact at CDP changed in the past six months?	115
At any point during this grant, including application process, did Foundation staff conduct a site visit?	120
How clearly has CDP communicated its goals and strategy to you?	120
How consistent was the information provided by different communication resources, both personal and written, that you used to learn about CDP?	114
Overall, how transparent is CDP with your organization?	118
How well do you understand the way in which the work funded by this grant fits into CDP’s broader efforts?	118
Did you submit an application to CDP for this grant?	119
Did you have contact with a Foundation staff member via phone, email, or in-person/video before you applied?	113

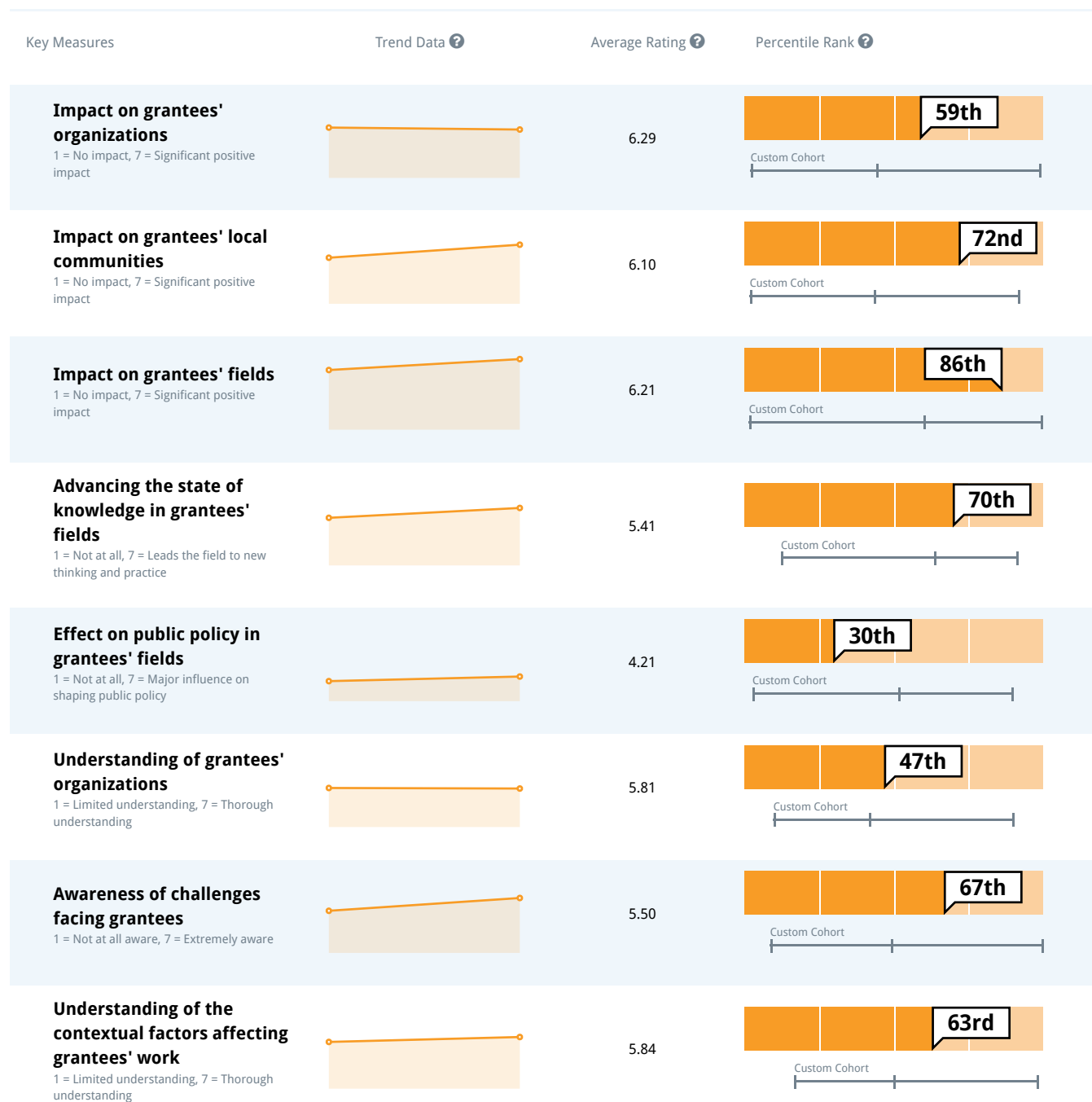
Question Text	Number of Responses
To what extent was CDP's selection process a helpful opportunity to strengthen the efforts funded by the grant?	113
To what extent was CDP's selection process an appropriate level of effort given the amount of funding received?	113
As you developed your grant proposal, how much pressure did you feel to modify your organization's priorities in order to create a grant proposal that was likely to receive funding?	115
To what extent was CDP clear and transparent about the selection process requirements and timelines?	115
To what extent was CDP clear and transparent about the criteria CDP uses to decide whether an application would be funded or declined?	108
At any point during the application or the grant period, did CDP and your organization exchange ideas regarding how your organization would assess the results of the work funded by this grant?	106
Have you participated in a reporting or evaluation process?	113
To what extent was CDP's reporting process straightforward?	89
To what extent was CDP's reporting process adaptable, if necessary, to fit your circumstances?	94
To what extent was CDP's reporting process relevant, with questions and measures pertinent to the work funded by this grant?	96
To what extent was CDP's reporting process a helpful opportunity for you to reflect and learn?	96
To what extent did the evaluation incorporate your input in the design of the evaluation?	22
To what extent did the evaluation result in you making changes to the work that was evaluated?	25
Total funding committed for this grant	118
Total number of years of approved funding for this grant	116
Was the funding you received restricted to a specific use?	120
What is the approximate annual operating budget of your organization?	116
Are you currently receiving funding from CDP?	120
Which of the following best describes the pattern of your organization's funding relationship with CDP?	119
Custom Questions	
Please rate the extent to which you agree or disagree with the following statements about CDP's grantmaking:	
CDP asked me to share input about the beneficiaries my organization seeks to help	108
CDP asked me for my insights into the most pressing needs of the beneficiaries my organization seeks to help	110
CDP asked me to share my ideas for new approaches and solutions to impact the beneficiaries my organization serves	108
CDP asked for my ideas on how to direct funding and/or additional supports to the most pressing needs and solutions for the beneficiaries my organization supports	109
How strongly do you agree or disagree with the following statements about the online application and reporting processes?	
Compared to a paper-based process, the online processes saved time	110
If technical assistance was needed to use the online portal, CDP staff were helpful	88
The final report submitted within the online portal was convenient	85
Instructions provided on the grants portal were clear	110
Given the amount of funding we received, the level of effort required to complete the proposal and grant reports was appropriate	114
How strongly do you agree or disagree with the following statements concerning the Blackbaud Grantmaking online grants portal?	
The web interface of the online grant portal was easy to use and navigate	102
I did not experience technical difficulties when submitting grant documentation through the online grant portal	104
It was easy to understand what information and documents are required to complete the online grant application process	106
It was clear whom I should contact with questions	108
Please indicate how strongly you associate CDP with each of the following characteristics: CDP...	
Is open to ideas about the best approaches to achieve its goals	115
Seeks out and listens to diverse perspectives, including from constituents, to inform strategy and decisions	115

Question Text	Number of Responses
Works well with other funders to achieve shared goals	115
Makes long-term commitments to issues	115
Takes risks on projects that might fail	114
Is focused on social change at the global level	114
Is having as great an impact as possible, given its resources	113
Uses multiple tools beyond grants to impact change	114
Recognizes and listens to expertise from grantees and the field with humility	115

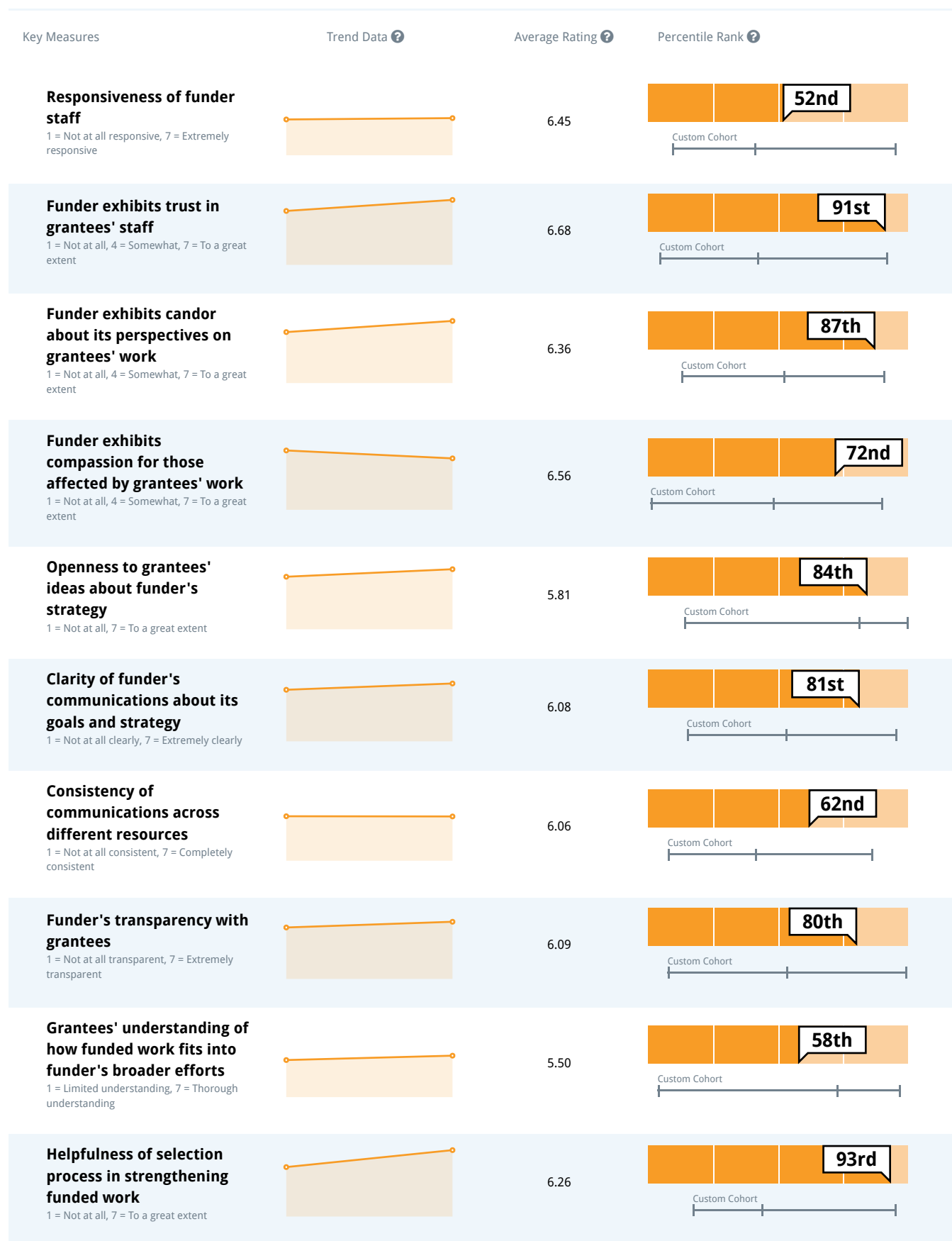
Summary of Perceptual Survey Measure Rankings

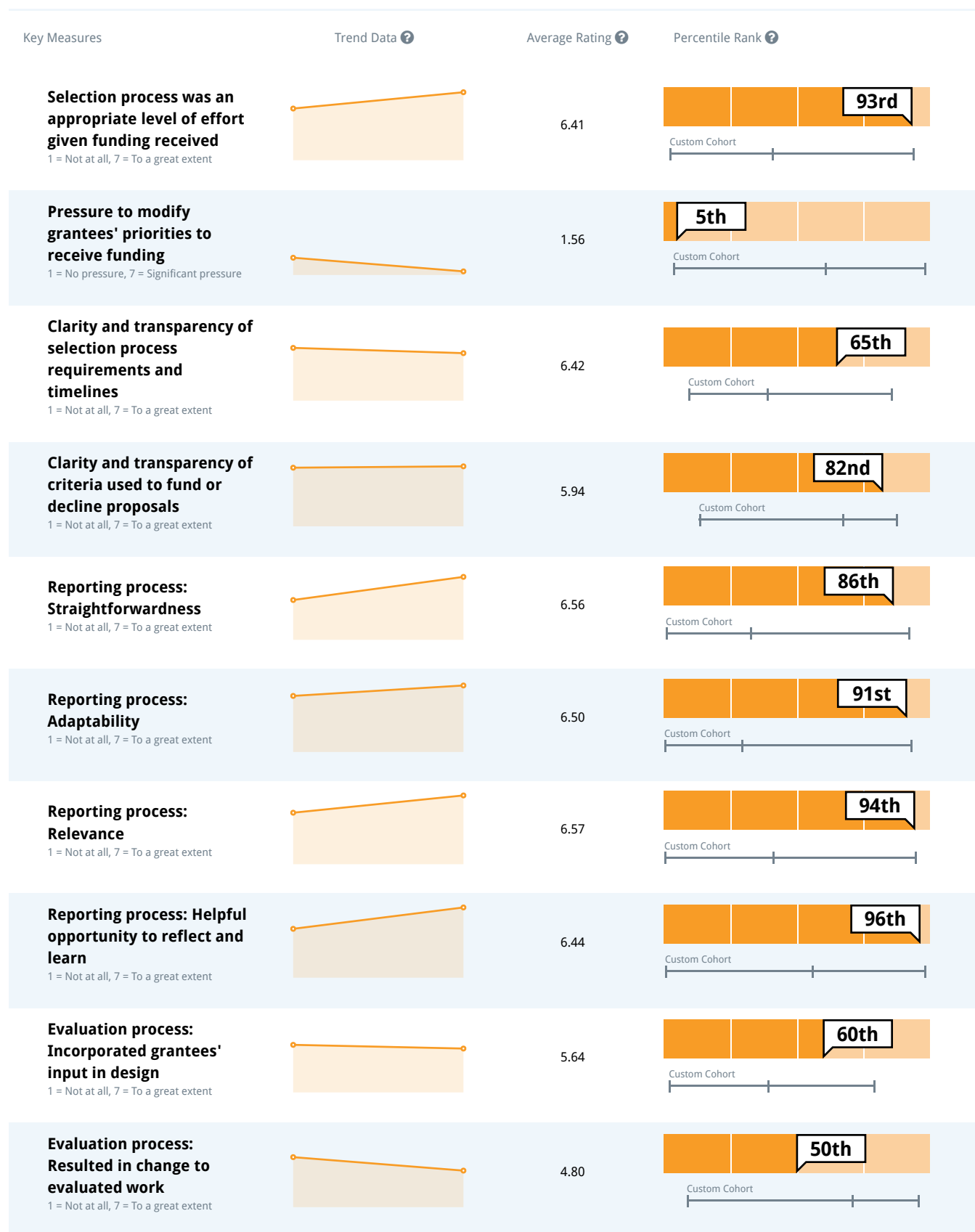
The following chart displays Center for Disaster Philanthropy's percentile rankings for all perceptual survey measures in the report. Each row shows the question asked with the scale points shown to grantees in the survey, Center for Disaster Philanthropy's average rating, its corresponding percentile ranking relative to CEP's dataset, and the trend of Center for Disaster Philanthropy's results over time (where applicable).

This chart can be sorted largest to smallest, or smallest to largest, by *Average* or by *Percentile Rank* using the arrows next to their respective labels. If you'd like to view this chart for a specific subgroup, you can do so using the "Subgroup" dropdown and selecting the group that you'd like to view.



Key Measures	Trend Data ?	Average Rating ?	Percentile Rank ?
Understanding of grantees' fields 1 = Limited understanding of the field, 7 = Regarded as an expert in the field		6.05	 Custom Cohort
Assistance beyond the grant met an important need for grantees 1 = Not at all, 4 = Somewhat, 7 = To a great extent	N/A	6.25	 Proactive Grantmakers
Assistance beyond the grant strengthened organization or program 1 = Not at all, 4 = Somewhat, 7 = To a great extent	N/A	6.23	 Proactive Grantmakers
Assistance beyond the grant was a worthwhile use of time 1 = Not at all, 4 = Somewhat, 7 = To a great extent	N/A	6.07	 Proactive Grantmakers
Funder would be open to feedback about its assistance beyond the grant 1 = Not at all, 4 = Somewhat, 7 = To a great extent	N/A	6.30	 Proactive Grantmakers
Funder's understanding of the needs of the people and communities grantees serve 1 = Limited understanding, 7 = Thorough understanding		5.82	 Custom Cohort
Funder has clearly communicated what DEI means for its work 1 = Strongly disagree, 4 = Neither agree nor disagree, 7 = Strongly agree		5.87	 Custom Cohort
Funder demonstrates an explicit commitment to DEI in its work 1 = Strongly disagree, 4 = Neither agree nor disagree, 7 = Strongly agree		6.22	 Custom Cohort
Comfort approaching the funder if a problem arises 1 = Not at all comfortable, 7 = Extremely comfortable		6.50	 Custom Cohort





About CEP and Contact Information

The Center for Effective Philanthropy's mission is to provide data, feedback, programs, and insights to help individual and institutional donors improve their effectiveness. We do this work because we believe effective donors, working collaboratively and thoughtfully, can profoundly contribute to creating a better and more just world.

CEP pursues this mission through several core activities:

Assessment and Advisory Services: Our [assessments](#) provide actionable insights on funders' work with and influence on key stakeholders through comparative benchmarking. Our assessments include the Grantee and Declined Applicant Perception Reports (GPR/APR), Donor Perception Report (DPR) for community foundations, and Staff Perception Report (SPR) for foundation staff. Our customized [advisory projects](#) offer data-driven services to help funders answer pressing questions about their work.

CEP Learning Institute: The [CEP Learning Institute](#) draws on CEP's rigorous research and decades of experience advising foundations to offer learning cohorts, trainings, and custom workshops for individuals and groups looking to improve philanthropic practice.

Programming and External Relations: CEP works to promote philanthropic effectiveness through resources such as our [website](#), [blog](#), [podcast](#), [newsletter](#), speaking engagements, social media, free webinars, and biennial national conferences.

Research: CEP's research provides data-based insights about effective foundation practices and trends in the philanthropic sector. All of CEP's research reports can be downloaded for free at our online [resource library](#).

YouthTruth: The [YouthTruth](#) initiative partners with schools, districts, states, educational organizations, and education funders to enhance learning for all young people through validated survey instruments for students, families, and staff, as well as tailored advisory services.

Contact Information

Emily Radwin
Manager, Assessment and Advisory Services
emilyr@cep.org

Max Miller
Senior Analyst, Assessment and Advisory Services
maxm@cep.org